

5W Wall Mount Power Supply Adapter

Features:


- Small low profile package
- No-load consumption<0.1W, Meet DOE VI
- Isolation level: Class II
- Protections: Short circuit/Overload/Overvoltage
- RoHS、Reach compliance
- LED indicator function optional
- Hi Anti-thunder, Hi ESD protection, Hi-Rel

Application:

- Ethernet devices
- Portable tool
- Audio, Video player
- STB, Network devices
- Charger/PD charger

Description:

The F05L5 series model is a wall-mounted power adapter with a plastic shell design, which can effectively prevent users from electrical hazards. Its working efficiency meets the latest energy efficiency requirements. It can work safely and effectively in an ambient temperature of 0°C to 40°C. It has complete protection function and is also in line with the relevant certification of electronic information & audio and video (IEC60950, IEC62368). It uses 5W shell, and 26# wire to be compatible with level 5 or 6 energy efficiency. The lightning strike meets 4KV. EMC is designed with Y-cap.



MODEL	F05L5-050100SP	F05L5-120050SP	
Output	DC Voltage	5V	12V
	Rated Current	1A	0.5A
	Current Range	0 ~ 1A	0 ~ 0.5A
	Rated Power	5W	6W
	Ripple & Noise (max.)remark 2	50mVp-p	120mVp-p
	Voltage regulation rage	4.75 ~ 5.25V	11.4 ~ 12.6V
	Voltage accuracy remark 3	±5.0%	±5.0%
	linear adjustment rate	±1.0%	±1.0%
	Load S Tability	±3.0%	±3.0%
	Start and rise time	2000ms, 80ms/230VAC 3000ms, 80ms/115VAC(Full load)	
Retention time(Typ.)	20ms/230VAC 10ms/115VAC(Full load)		
Input	Voltage range	90 ~ 264VAC(277VAC accessible, compatible with 300VAC in India high)	
	Frequency range	47 ~ 63Hz	
	Stand-by power consumption	100mW	100mW
	Efficiency(Typ.)	73.62%	78.88%
	AC current(Typ.)	0.2A max @100 ~ 240Vac	
	(Typ.) Surge(Typ.) current	COLD START 30A/100Vac	COLD START 30A/100Vac 40A/240Vac
Protection	Overload	110~145% rated output power	
		Hiccup mode: output voltage<50%, recovers automatically after fault condition is removed.Constant current mode: output 50%<voltage < 100%, recovers automatically after fault condition is removed.	
	Overvoltage	7.5 ~ 10V	18 ~ 24V
Protection Type: Turn off the output, through the PWM control chip built-in VDD voltage clamping			

MODEL	F05L5-050100SP	F05L5-120050SP		
Environment	Working TEMP	0~+40°C (45°C can work)		
	Working Humidity	20 ~ 95% RH, non-condensing		
	Storage Temp.& humidity	-20 ~ +75°C, 20 ~ 95% RH, non-condensing		
	Temperature coefficient	±0.03%/°C (0 ~ 50°C)		
	Vibration resistance	10 ~ 500Hz, 1G 10min/cycle, X, Y, Z 30min for each		
	Operating altitude	5000m		
	Withstand voltage(Hi-Pot)	I/P-O/P:3KVAC		
	Insulation resistance	I/P-O/P:100M Ohms / 500VDC / 25°C/ 70% RH		
Electromagnetic compatible emission	Parameter	Standard	Test Level / Note	
	Conducted	EN55032(CISPR32), FCC Part 15B	Class B	
	Radiated	EN55032(CISPR32), FCC Part 15B	Class B	
	Harmonic Current	EN61000-3-2	Class A	
	Voltage Flicker	EN61000-3-3	-----	
	Parameter	Standard	Test Level /Note	
	ESD	EN61000-4-2	Level 3, 15KV air; Level 2, 8KV contact, criteria A	
	Radiated Susceptibility	EN61000-4-3	Level 3, criteria A	
	EFT/Burest	EN61000-4-4	Level 3, criteria A	
	Surge	EN61000-4-5	Level 4, 4KV/L-N, criteria A	
Electromagnetic compatibility immunity	Parameter	Standard	Test Level /Note	
	Conducted	EN61000-4-6	Level 3, criteria A	
	Magnetic Field	EN61000-4-8	Level 4, criteria A	
	Voltage Dips and interruptions	EN61000-4-11	>95% dip 0.5 periods, 30% dip 25 periods, >95% interruptions 250 periods	
	Parameter	Standard	Test Level /Note	
	ESD	EN61000-4-2	Level 3, 15KV air; Level 2, 8KV contact, criteria A	
	Radiated Susceptibility	EN61000-4-3	Level 3, criteria A	
	EFT/Burest	EN61000-4-4	Level 3, criteria A	
	Surge	EN61000-4-5	Level 4, 4KV/L-N, criteria A	
	Conducted	EN61000-4-6	Level 3, criteria A	
Safety	Safety Standards IEC/EN60950、60065、62368			
	Safety type "●"Indicates that it is currently certified, "◎"Indicates that the applicant meet the certification requirement but not	CB	●	●
		CE+LVD	●	●
		BIS	●	●
		UL/CUL	●	●
		GS	●	●
		PSE	●	●
		PSB	◎	◎
		CCC	●	●
		RCM	●	●
		BSMI	●	●
		IRAM	●	●
		KC	●	◎
		SABS	◎	◎
		SASO	◎	◎
EAC	◎	◎		
B-MARK	◎	◎		
SII	◎	◎		
BR	◎	◎		
Other	MTBF	≥100K hrs. MIL-HDBK-217F (25°C)		
	Size (W*H*D)	52*38*27mm		
Remark	1. All specifications and parameters shall be measured at the input of 230VAC, rated load and ambient temperature of 25°C unless otherwise specified. 2. Ripple and noise measurement method: capacitance of 0.1uF and 47uF in parallel at the terminal and the measurement is performed under the 20MHZ bandwidth. 3. Accuracy: includes setting error, linear adjustment rate and load adjustment rate. 4. The power supply adapter is an independent component, but the final adapter still needs to be confirmed in connection with the electromagnetic compatibility of the terminal equipment.			

12W Wall Mount Power Supply Adapter

Features:


- Small low profile package
- No-load consumption<0.1W, Meet DOE VI
- Isolation level: Class II
- Protections: Short circuit/overload/overvoltage
- RoHS、Reach compliance
- LED indicator function optional
- Hi Anti-thunder, Hi ESD protection, Hi-Rel

Application:

- Ethernet devices
- Portable tool
- Audio, Video player
- STB, Network devices
- Charger/PD charger

Description:

The F12L33 series model is a wall-mounted power adapter with a plastic shell design, which can effectively prevent users from electrical hazards. Its working efficiency meets the latest energy efficiency requirements. It can work safely and effectively in an ambient temperature of 0°C to 40°C. It has complete protection function and is also in line with the relevant certification of electronic information & audio and video (IEC60950, IEC60065, IEC62368). It uses 12W shell, and 24# wire to be compatible with level 5 or 6 energy efficiency. The lightning strike meets 4KV. EMC is designed with Y-cap.




MODEL	F12L33-120100SP	
Output	DC Voltage	12V
	Rated Current	1A
	Current Range	0 ~ 1A
	Rated Power	12W
	Ripple & Noise (max.)remark 2	120mVp-p
	Voltage regulation rage	11.4 ~ 12.6V
	Voltage accuracy remark 3	±5.0%
	linear adjustment rate	±1.0%
	Load STability	±3.0%
	Start and rise time	2000ms, 80ms/230VAC 3000ms, 80ms/115VAC(Full load)
Retention time(Typ.)	20ms/230VAC 10ms/115VAC(Full load)	
Input	Voltage range	90 ~ 264VAC(277VAC accessible, compatible with 300VAC in India high)
	Frequency range	47 ~ 63Hz
	Stand-by power consumption	100mW
	Efficiency(Typ.)	82.96%
	AC current(Typ.)	0.3A max @100 ~ 240Vac
	(Typ.) Surge(Typ.) current	COLD START 30A/100Vac 40A/240Vac
Protection	Overload	110~145% rated output power Hiccup mode: output voltage<50%, recovers automatically after fault condition is removed.Constant current mode: output 50%<voltage < 100%, recovers automatically after fault condition is removed.
	Overvoltage	18 ~ 24V Protection Type: Turn off the output, through the PWM control chip built-in VDD voltage clamping

MODEL	F12L33-120100SP			
Environment	Working TEMP	0 ~ +40°C (45°C can work)		
	Working Humidity	20 ~ 95% RH, non-condensing		
	Storage Temp.& humidity	-20 ~ +75°C, 20 ~ 95% RH, non-condensing		
	Temperature coefficient	±0.03%/°C (0 ~ 50°C)		
	Vibration resistance	10 ~ 500Hz, 1G 10min/cycle, X, Y, Z 30min for each		
	Operating altitude	5000m		
	Withstand voltage(Hi-Pot)	I/P-O/P:3KVAC		
	Insulation resistance	I/P-O/P:100M Ohms / 500VDC / 25°C/ 70% RH		
Electromagnetic compatible emission	Parameter	Standard	Test Level / Note	
	Conducted	EN55032(CISPR32), FCC Part 15B	Class B	
	Radiated	EN55032(CISPR32), FCC Part 15B	Class B	
	Harmonic Current	EN61000-3-2	Class A	
Electromagnetic compatible immunity	Voltage Flicker	EN61000-3-3	-----	
	EN55035, EN61000-6-2, EN61204-3			
	Parameter	Standard	Test Level /Note	
	ESD	EN61000-4-2	Level 3, 15KV air; Level 2, 8KV contact, criteria A	
	Radiated Susceptibility	EN61000-4-3	Level 3, criteria A	
	EFT/Burest	EN61000-4-4	Level 3, criteria A	
	Surge	EN61000-4-5	Level 4, 4KV/L-N, criteria A	
	Conducted	EN61000-4-6	Level 3, criteria A	
	Magnetic Field	EN61000-4-8	Level 4, criteria A	
	Voltage Dips and interruptions	EN61000-4-11	>95% dip 0.5 periods, 30% dip 25 periods, >95% interruptions 250 periods	
Safety	Safety Standards IEC/EN60950、60065、62368			
	Safety type “●”Indicates that it is currently certified, “◎”Indicates that the applicant meet the certification requirement but not	CB	●	
		CE+LVD	●	
		BIS	●	
		UL/CUL	●	
		GS	◎	
		PSE	●	
		PSB	◎	
		CCC	●	
		RCM	◎	
		BSMI	◎	
		IRAM	●	
		KC	●	
		SABS	◎	
SASO		◎		
EAC	◎			
B-MARK	◎			
SII	◎			
BR	◎			
Other	MTBF	≥100K hrs. MIL-HDBK-217F (25°C)		
	Size(W*H*D)	56.3*42.7*28.3mm		
Remark	1. All specifications and parameters shall be measured at the input of 230VAC, rated load and ambient temperature of 25°C unless otherwise specified. 2. Ripple and noise measurement method: capacitance of 0.1uF and 47uF in parallel at the terminal and the measurement is performed under the 20MHZ bandwidth. 3. Accuracy: includes setting error, linear adjustment rate and load adjustment rate. 4. The power supply adapter is an independent component, but the final adapter still needs to be confirmed in connection with the electromagnetic compatibility of the terminal equipment.			

12W Wall Mount Power Supply Adapter

Features:

- Small low profile package
- No-load consumption<0.1W, Meet DOE VI
- Isolation level: Class II
- Protections: Short circuit/overload/overvoltage
- RoHS、Reach compliance
- LED indicator function optional
- Hi Anti-thunder, Hi ESD protection, Hi-Rel



Application:

- Ethernet devices
- Portable tool
- Audio, Video player
- STB, Network devices
- Charger/PD charger

Description:

The F12L46 series model is a wall-mounted power adapter with a plastic shell design, which can effectively prevent users from electrical hazards. Its working efficiency meets the latest energy efficiency requirements. It can work safely and effectively in an ambient temperature of 0°C to 40°C. It has complete protection function and is also in line with the relevant certification of electronic information & audio and video (IEC60950, IEC60065, IEC62368). It uses 12W shell, and 24# wire to be compatible with level 5 or 6 energy efficiency. The lightning strike meets 4KV. EMC is designed with Y-cap.

MODEL	F12L46-120100SP	
Output	DC Voltage	12V
	Rated Current	1A
	Current Range	0 ~ 1A
	Rated Power	12W
	Ripple & Noise (max.)remark 2	120mVp-p
	Voltage regulation rage	11.4 ~ 12.6V
	Voltage accuracy remark 3	±5.0%
	linear adjustment rate	±1.0%
	Load STability	±3.0%
	Start and rise time	2000ms, 80ms/230VAC 3000ms, 80ms/115VAC(Full load)
Retention time(Typ.)	20ms/230VAC 10ms/115VAC(Full load)	
Input	Voltage range	90 ~ 264VAC(277VAC accessible, compatible with 300VAC in India high)
	Frequency range	47 ~ 63Hz
	Stand-by power consumption	100mW
	Efficiency(Typ.)	82.96%
	AC current(Typ.)	0.3A max @100 ~ 240Vac
	(Typ.) Surge(Typ.) current	COLD START 30A/100Vac 40A/240Vac
Protection	Overload	110~145% rated output power Hiccup mode: output voltage<50%, recovers automatically after fault condition is removed.Constant current mode: output 50%<voltage < 100%, recovers automatically after fault condition is removed.
	Overvoltage	16 ~ 24V Protection Type: Turn off the output, through the PWM control chip built-in VDD voltage clamping

MODEL	F12L46-120100SP		
Environment	Working TEMP	0 ~ +40°C (45°C can work)	
	Working Humidity	20 ~ 95% RH, non-condensing	
	Storage Temp.& humidity	-20 ~ +75°C, 20 ~ 95% RH, non-condensing	
	Temperature coefficient	±0.03%/°C (0 ~ 50°C)	
	Vibration resistance	10 ~ 500Hz, 1G 10min/cycle, X, Y, Z 30min for each	
	Operating altitude	5000m	
	Withstand voltage(Hi-Pot)	I/P-O/P:3KVAC	
	Insulation resistance	I/P-O/P:100M Ohms / 500VDC / 25°C/ 70% RH	
Electromagnetic compatible emission	Parameter	Standard	Test Level / Note
	Conducted	EN55032(CISPR32), FCC Part 15B	Class B
	Radiated	EN55032(CISPR32), FCC Part 15B	Class B
	Harmonic Current	EN61000-3-2	Class A
Electromagnetic compatible immunity	Voltage Flicker	EN61000-3-3	-----
	EN55035, EN61000-6-2, EN61204-3		
	Parameter	Standard	Test Level /Note
	ESD	EN61000-4-2	Level 3, 15KV air; Level 2, 8KV contact, criteria A
	Radiated Susceptibility	EN61000-4-3	Level 3, criteria A
	EFT/Burest	EN61000-4-4	Level 3, criteria A
	Surge	EN61000-4-5	Level 4, 4KV/L-N, criteria A
	Conducted	EN61000-4-6	Level 3, criteria A
	Magnetic Field	EN61000-4-8	Level 4, criteria A
	Voltage Dips and interruptions	EN61000-4-11	>95% dip 0.5 periods, 30% dip 25 periods, >95% interruptions 250 periods
Safety	Safety Standards IEC/EN60950、60065、62368		
	Safety type “●”Indicates that it is currently certified, “◎”Indicates that the applicant meet the certification require-ment but not	CB	●
		CE+LVD	●
		BIS	●
		UL/CUL	●
		GS	◎
		PSE	●
		PSB	◎
		CCC	●
		RCM	◎
		BSMI	◎
		IRAM	●
		KC	●
		SABS	◎
SASO		◎	
EAC	◎		
B-MARK	◎		
SII	◎		
BR	◎		
Other	MTBF	≥100K hrs. MIL-HDBK-217F (25°C)	
	Size(W*H*D)	52.8*28.5*56.5mm	
Remark	1. All specifications and parameters shall be measured at the input of 230VAC, rated load and ambient temperature of 25°C unless otherwise specified. 2. Ripple and noise measurement method: capacitance of 0.1uF and 47uF in parallel at the terminal and the measurement is performed under the 20MHZ bandwidth. 3. Accuracy: includes setting error, linear adjustment rate and load adjustment rate. 4. The power supply adapter is an independent component, but the final adapter still needs to be confirmed in co nnection with the electromagnetic compatibility of the terminal equipment.		

18W Wall Mount Power Supply Adapter

Features:

- Small low profile package
- No-load consumption<0.1W, Meet DOE VI
- Isolation level: Class II
- Protections: Short circuit/overload/overvoltage
- RoHS、Reach compliance
- LED indicator function optional
- Hi Anti-thunder, Hi ESD protection, Hi-Rel

Application:

- Ethernet devices
- Portable tool
- Audio, Video player
- STB, Network devices
- Charger/PD charger

Description:

The F18L16 series model is a wall-mounted power adapter with a plastic shell design, which can effectively prevent users from electrical hazards. Its working efficiency meets the latest energy efficiency requirements. It can work safely and effectively in an ambient temperature of 0°C to 40°C. It has complete protection function and is also in line with the relevant certification of electronic information & audio and video (IEC60950、IEC60065、IEC62368). It uses 18W shell, and 24# wire to be compatible with level 5 or 6 energy efficiency. The lightning strike meets 4KV. EMC is designed with Y-cap.



MODEL	F18L16-120150SP	
Output	DC Voltage	12V
	Rated Current	1.5A
	Current Range	0 ~ 1.5A
	Rated Power	18W
	Ripple & Noise (max.)remark 2	120mVp-p
	Voltage regulation rage	11.4 ~ 12.6V
	Voltage accuracy remark 3	±5.0%
	linear adjustment rate	±1.0%
	Load STability	±3.0%
	Start and rise time	2000ms, 80ms/230VAC 3000ms, 80ms/115VAC(Full load)
Retention time(Typ.)	20ms/230VAC 10ms/115VAC(Full load)	
Input	Voltage range	90 ~ 264VAC(277VAC accessible, compatible with 300VAC in India high)
	Frequency range	47 ~ 63Hz
	Stand-by power consumption	100mW
	Efficiency(Typ.)	85%
	AC current(Typ.)	0.6A max @100 ~ 240Vac
	(Typ.) Surge(Typ.) current	COLD START 30A/100Vac 40A/240Vac
Protection	Overload	110~145% rated output power Hiccup mode: output voltage<50%, recovers automatically after fault condition is removed.Constant current mode: output 50%<voltage < 100%, recovers automatically after fault condition is removed.
	Overvoltage	18 ~ 24V Protection Type: Turn off the output, through the PWM control chip built-in VDD voltage clamping

MODEL	F18L16-120150SP			
Environment	Working TEMP	0 ~ +40°C (45°C can work)		
	Working Humidity	20 ~ 95% RH, non-condensing		
	Storage Temp.& humidity	-20 ~ +75°C, 20 ~ 95% RH, non-condensing		
	Temperature coefficient	±0.03%/°C (0 ~ 50°C)		
	Vibration resistance	10 ~ 500Hz, 1G 10min/cycle, X, Y, Z 30min for each		
	Operating altitude	5000m		
	Withstand voltage(Hi-Pot)	I/P-O/P:3KVAC		
	Insulation resistance	I/P-O/P:100M Ohms / 500VDC / 25°C/ 70% RH		
Electromagnetic compatible emission	Parameter	Standard	Test Level / Note	
	Conducted	EN55032(CISPR32), FCC Part 15B	Class B	
	Radiated	EN55032(CISPR32), FCC Part 15B	Class B	
	Harmonic Current	EN61000-3-2	Class A	
Electromagnetic compatible immunity	Voltage Flicker	EN61000-3-3	-----	
	EN55035, EN61000-6-2, EN61204-3			
	Parameter	Standard	Test Level /Note	
	ESD	EN61000-4-2	Level 3, 15KV air; Level 2, 8KV contact, criteria A	
	Radiated Susceptibility	EN61000-4-3	Level 3, criteria A	
	EFT/Burest	EN61000-4-4	Level 3, criteria A	
	Surge	EN61000-4-5	Level 4, 4KV/L-N, criteria A	
	Conducted	EN61000-4-6	Level 3, criteria A	
	Magnetic Field	EN61000-4-8	Level 4, criteria A	
	Voltage Dips and interruptions	EN61000-4-11	>95% dip 0.5 periods, 30% dip 25 periods, >95% interruptions 250 periods	
Safety	Safety Standards IEC/EN60950、60065、62368			
	Safety type “●”Indicates that it is currently certified, “◎”Indicates that the applicant meet the certification requirement but not	CB	●	
		CE+LVD	●	
		BIS	◎	
		UL/CUL	●	
		GS	◎	
		PSE	◎	
		PSB	◎	
		CCC	●	
		RCM	◎	
		BSMI	◎	
		IRAM	◎	
		KC	◎	
		SABS	◎	
SASO		◎		
EAC	◎			
B-MARK	◎			
SII	◎			
BR	◎			
Other	MTBF	≥100K hrs. MIL-HDBK-217F (25°C)		
	Size(W*H*D)	68*42*28mm		
Remark	1. All specifications and parameters shall be measured at the input of 230VAC, rated load and ambient temperature of 25°C unless otherwise specified. 2. Ripple and noise measurement method: capacitance of 0.1uF and 47uF in parallel at the terminal and the measurement is performed under the 20MHZ bandwidth. 3. Accuracy: includes setting error, linear adjustment rate and load adjustment rate. 4. The power supply adapter is an independent component, but the final adapter still needs to be confirmed in connection with the electromagnetic compatibility of the terminal equipment.			

24W Wall Mount Power Supply Adapter

Features:

- Small low profile package
- No-load consumption<0.1W, Meet DOE VI
- Isolation level: Class II
- Protections: Short circuit/overload/overvoltage
- RoHS、Reach compliance
- LED indicator function optional
- Hi Anti-thunder, Hi ESD protection, Hi-Rel

Application:

- Ethernet devices
- Portable tool
- Audio, Video player
- STB, Network devices
- Charger/PD charger

Description:

The F24L9/F24L15 series model is a wall-mounted power adapter with a plastic shell design, which can effectively prevent users from electrical hazards. Its working efficiency meets the latest energy efficiency requirements. It can work safely and effectively in an ambient temperature of 0°C to 40°C. It has complete protection function and is also in line with the relevant certification of electronic information & audio and video(IEC60950、IEC60065、IEC62368). It uses 24W shell, and 24# wire to be compatible with level 5 or 6 energy efficiency. The lightning strike meets 4KV. EMC is designed with Y-cap.



MODEL	F24L9-120200SP	F24L15-120200SP
Output	DC Voltage	12V
	Rated Current	2A
	Current Range	0 ~ 2A
	Rated Power	24W
	Ripple & Noise (max.)remark 2	120mVp-p
	Voltage regulation rage	11.4 ~ 12.6V
	Voltage accuracy remark 3	±5.0%
	linear adjustment rate	±1.0%
	Load Stability	±3.0%
	Start and rise time	2000ms, 80ms/230VAC 3000ms, 80ms/115VAC(Full load)
Retention time(Typ.)	20ms/230VAC 10ms/115VAC(Full load)	
Input	Voltage range	90 ~ 264VAC(277VAC accessible, compatible with 300VAC in India high)
	Frequency range	47 ~ 63Hz
	Stand-by power consumption	100mW
	Efficiency(Typ.)	86.2%
	AC current(Typ.)	0.6A max @100 ~ 240Vac
	(Typ.) Surge(Typ.) current	COLD START 30A/100Vac
Protection	Overload	110~145% rated output power Hiccup mode: output voltage<50%, recovers automatically after fault condition is removed.Constant current mode: output 50%<voltage < 100%, recovers automatically after fault condition is removed.
	Overvoltage	18 ~ 24V
	Protection Type: Turn off the output, through the PWM control chip built-in VDD voltage clamping	

MODEL	F24L9-120200SP	F24L15-120200SP			
Environment	Working TEMP	0 ~ +40°C (45°C can work)			
	Working Humidity	20 ~ 95% RH, non-condensing			
	Storage Temp.& humidity	-20 ~ +75°C, 20 ~ 95% RH, non-condensing			
	Temperature coefficient	±0.03%/°C (0 ~ 50°C)			
	Vibration resistance	10 ~ 500Hz, 1G 10min/cycle, X, Y, Z 30min for each			
	Operating altitude	5000m			
	Withstand voltage(Hi-Pot)	I/P-O/P:3KVAC			
	Insulation resistance	I/P-O/P:100M Ohms / 500VDC / 25°C/ 70% RH			
Electromagnetic compatible	Electromagnetic compatible emission	Parameter	Standard	Test Level / Note	
		Conducted	EN55032(CISPR32), FCC Part 15B	Class B	
		Radiated	EN55032(CISPR32), FCC Part 15B	Class B	
		Harmonic Current	EN61000-3-2	Class A	
	Voltage Flicker	EN61000-3-3	-----		
	Electromagnetic compatibility immunity	EN55035, EN61000-6-2, EN61204-3			
		Parameter	Standard	Test Level /Note	
		ESD	EN61000-4-2	Level 3, 15KV air; Level 2, 8KV contact, criteria A	
		Radiated Susceptibility	EN61000-4-3	Level 3, criteria A	
		EFT/Burest	EN61000-4-4	Level 3, criteria A	
Surge		EN61000-4-5	Level 4, 4KV/L-N, criteria A		
Safety	Safety Standards	IEC/EN60950、60065、62368			
		Safety type “●”Indicates that it is currently certified, “◎”Indicates that the applicant meet the certification requirement but not	CB	●	●
			CE+LVD	●	●
			BIS	◎	◎
			UL/CUL	●	●
			GS	●	●
			PSE	◎	◎
			PSB	◎	◎
			CCC	◎	◎
			RCM	◎	◎
BSMI	◎		◎		
IRAM	◎		◎		
KC	●		●		
SABS	◎		◎		
SASO	◎		◎		
EAC	◎		◎		
B-MARK	◎		◎		
SII	◎	◎			
BR	◎	◎			
Other	MTBF	≥100K hrs. MIL-HDBK-217F (25°C)			
	尺寸(W*H*D)	73.5*50.4*33mm			
Remark	1. All specifications and parameters shall be measured at the input of 230VAC, rated load and ambient temperature of 25°C unless otherwise specified. 2. Ripple and noise measurement method: capacitance of 0.1uF and 47uF in parallel at the terminal and the measurement is performed under the 20MHZ bandwidth. 3. Accuracy: includes setting error, linear adjustment rate and load adjustment rate. 4. The power supply adapter is an independent component, but the final adapter still needs to be confirmed in connection with the electromagnetic compatibility of the terminal equipment.				

24W Wall Mount Power Supply Adapter

Features:

- Small low profile package
- No-load consumption<0.1W, Meet DOE VI
- Isolation level: Class II
- Protections: Short circuit/overload/overvoltage
- RoHS、Reach compliance
- LED indicator function optional
- Hi Anti-thunder, Hi ESD protection, Hi-Rel



Application:

- Ethernet devices
- Portable tool
- Audio, Video player
- STB, Network devices
- Charger/PD charger

Description:

The FC24A01 series model is a wall-mounted power adapter with a plastic shell design, which can effectively prevent users from electrical hazards. Its working efficiency meets the latest energy efficiency requirements. It can work safely and effectively in an ambient temperature of 0°C to 40°C. It has complete protection function and is also in line with the relevant certification of electronic information & audio and video(IEC60950、IEC60065、IEC62368). It uses 24W shell, and 24# wire to be compatible with level 5 or 6 energy efficiency. The lightning strike meets 4KV. EMC is designed with Y-cap.


MODEL	FC024A01-120020E	
Output	DC Voltage	12V
	Rated Current	2A
	Current Range	0 ~ 2A
	Rated Power	24W
	Ripple & Noise (max.)remark 2	120mVp-p
	Voltage regulation rage	11.4 ~ 12.6V
	Voltage accuracy remark 3	±5.0%
	linear adjustment rate	±1.0%
	Load STability	±3.0%
	Start and rise time	2000ms, 80ms/230VAC 3000ms, 80ms/115VAC(Full load)
Retention time(Typ.)	20ms/230VAC 10ms/115VAC(Full load)	
Input	Voltage range	90 ~ 264VAC(277VAC accessible, compatible with 300VAC in India high)
	Frequency range	47 ~ 63Hz
	Stand-by power consumption	100mW
	Efficiency(Typ.)	86.2%
	AC current(Typ.)	0.6A max @100 ~ 240Vac
	(Typ.) Surge(Typ.) current	COLD START 30A/100Vac
Protection	Overvoltage	22V max
	Protection Type: Turn off the output, through the PWM control chip built-in VDD voltage clamping	

MODEL	FC024A01-120020E			
Environment	Working TEMP	0 ~ +40°C(45°C can work)		
	Working Humidity	20 ~ 95% RH, non-condensing		
	Storage Temp.& humidity	-20 ~ +75°C, 20 ~ 95% RH, non-condensing		
	Temperature coefficient	±0.03%/°C (0 ~ 50°C)		
	Vibration resistance	10 ~ 500Hz, 1G 10min/cycle, X, Y, Z 30min for each		
	Operating altitude	5000m		
	Withstand voltage(Hi-Pot)	I/P-O/P:3KVAC		
	Insulation resistance	I/P-O/P:100M Ohms / 500VDC / 25°C/ 70% RH		
Electromagnetic compatible	Electromagnetic compatible emission	Parameter	Standard	Test Level / Note
		Conducted	EN55032(CISPR32), FCC Part 15B	Class B
		Radiated	EN55032(CISPR32), FCC Part 15B	Class B
		Harmonic Current	EN61000-3-2	Class A
	Voltage Flicker	EN61000-3-3	-----	
	Electromagnetic compatibility immunity	EN55035, EN61000-6-2, EN61204-3		
		Parameter	Standard	Test Level /Note
		ESD	EN61000-4-2	Level 3, 15KV air; Level 2, 8KV contact, criteria A
		Radiated Susceptibility	EN61000-4-3	Level 3, criteria A
		EFT/Burest	EN61000-4-4	Level 3, criteria A
Surge		EN61000-4-5	Level 4, 4KV/L-N, criteria A	
Safety	Safety Standards	IEC/EN60950、60065、62368		
		Safety type “●”Indicates that it is currently certified, “◎”Indicates that the applicant meet the certification requirement but not	CB	◎
			CE+LVD	◎
			BIS	◎
			UL/CUL	◎
			GS	◎
			PSE	◎
			PSB	◎
			CCC	◎
			RCM	◎
BSMI	◎			
IRAM	◎			
KC	◎			
SABS	◎			
SASO	◎			
EAC	◎			
B-MARK	◎			
SII	◎			
BR	◎			
Other	MTBF	≥100K hrs. MIL-HDBK-217F (25°C)		
	尺寸(W*H*D)	70*41*48.2mm		
Remark	1. All specifications and parameters shall be measured at the input of 230VAC, rated load and ambient temperature of 25°C unless otherwise specified. 2. Ripple and noise measurement method: capacitance of 0.1uF and 47uF in parallel at the terminal and the measurement is performed under the 20MHZ bandwidth. 3. Accuracy: includes setting error, linear adjustment rate and load adjustment rate. 4. The power supply adapter is an independent component, but the final adapter still needs to be confirmed in connection with the electromagnetic compatibility of the terminal equipment.			

30W Wall Mount Power Supply Adapter

Features:

- Small low profile package
- No-load consumption<0.1W, Meet DOE VI
- Isolation level: Class II
- Protections: Short circuit/Overload/Overvoltage
- RoHS、Reach compliance
- LED indicator function optional
- Hi Anti-thunder, Hi ESD protection, Hi-Rel



Application:

- Ethernet devices
- Portable tool
- Audio, Video player
- STB, Network devices
- Charger/PD charger

Description:

The F30L7 series model is a wall-mounted power adapter with a plastic shell design, which can effectively prevent users from electrical hazards. Its working efficiency meets the latest energy efficiency requirements. It can work safely and effectively in an ambient temperature of 0°C to 40°C. It has complete protection function and is also in line with the relevant certification of electronic information & audio and video(IEC60950、IEC60065、IEC62368). It uses 30W shell, and 22# wire to be compatible with level 5 or 6 energy efficiency. The lightning strike meets 4KV. EMC is designed with Y-cap.

MODEL	F30L7-120250SP	
Output	DC Voltage	12V
	Rated Current	2.5A
	Current Range	0 ~ 2.5A
	Rated Power	30W
	Ripple & Noise (max.)remark 2	120mVp-p
	Voltage regulation rage	11.4 ~ 12.6V
	Voltage accuracy remark 3	±5.0%
	linear adjustment rate	±1.0%
	Load STability	±3.0%
	Start and rise time	2000ms, 80ms/230VAC 3000ms, 80ms/115VAC(Full load)
Retention time(Typ.)	20ms/230VAC 10ms/115VAC(Full load)	
Input	Voltage range	90 ~ 264VAC(277VAC accessible, compatible with 300VAC in India high)
	Frequency range	47 ~ 63Hz
	Stand-by power consumption	100mW
	Efficiency(Typ.)	86.95%
	AC current(Typ.)	0.8A max @100 ~ 240Vac
	(Typ.) Surge(Typ.) current	COLD START 30A/100Vac 40A/240Vac
Protection	Overload	110~145% rated output power
		Hiccup mode: output voltage<50%, recovers automatically after fault condition is removed.Constant current mode: output 50%<voltage < 100%, recovers automatically after fault condition is removed.
	Overvoltage	18 ~ 24V
Protection Type: Turn off the output, through the PWM control chip built-in VDD voltage clamping		

MODEL	F30L7-120250SP			
Environment	Working TEMP	0 ~ +40°C (45°C can work)		
	Working Humidity	20 ~ 95% RH, non-condensing		
	Storage Temp.& humidity	-20 ~ +75°C, 20 ~ 95% RH, non-condensing		
	Temperature coefficient	±0.03%/°C (0 ~ 50°C)		
	Vibration resistance	10 ~ 500Hz, 1G 10min/cycle, X, Y, Z 30min for each		
	Operating altitude	5000m		
	Withstand voltage(Hi-Pot)	I/P-O/P:3KVAC		
	Insulation resistance	I/P-O/P:100M Ohms / 500VDC / 25°C/ 70% RH		
Electromagnetic compatible	Electromagnetic compatible emission	Parameter	Standard	Test Level / Note
		Conducted	EN55032(CISPR32), FCC Part 15B	Class B
		Radiated	EN55032(CISPR32), FCC Part 15B	Class B
		Harmonic Current	EN61000-3-2	Class A
	Voltage Flicker	EN61000-3-3	-----	
	Electromagnetic compatibility immunity	EN55035, EN61000-6-2, EN61204-3		
		Parameter	Standard	Test Level /Note
		ESD	EN61000-4-2	Level 3, 15KV air; Level 2, 8KV contact, criteria A
		Radiated Susceptibility	EN61000-4-3	Level 3, criteria A
		EFT/Burest	EN61000-4-4	Level 3, criteria A
Surge		EN61000-4-5	Level 4, 4KV/L-N, criteria A	
Safety	Safety Standards	IEC/EN60950、60065、62368		
		Safety type “●”Indicates that it is currently certified, “◎”Indicates that the applicant meet the certification requirement but not	CB	●
			CE+LVD	◎
			BIS	●
			UL/CUL	●
			GS	◎
			PSE	◎
			PSB	◎
			CCC	◎
			RCM	◎
BSMI	◎			
IRAM	◎			
KC	◎			
SABS	◎			
SASO	◎			
EAC	◎			
B-MARK	◎			
SII	◎			
BR	◎			
Other	MTBF	≥100K hrs. MIL-HDBK-217F (25°C)		
	Size(W*H*D)	86.5*53*37.5mm		
Remark	1. All specifications and parameters shall be measured at the input of 230VAC, rated load and ambient temperature of 25°C unless otherwise specified. 2. Ripple and noise measurement method: capacitance of 0.1uF and 47uF in parallel at the terminal and the measurement is performed under the 20MHZ bandwidth. 3. Accuracy: includes setting error, linear adjustment rate and load adjustment rate. 4. The power supply adapter is an independent component, but the final adapter still needs to be confirmed in connection with the electromagnetic compatibility of the terminal equipment.			

30W Wall Mount Power Supply Adapter

Features:

- Small low profile package
- No-load consumption<0.1W, Meet DOE VI
- Isolation level: Class II
- Protections: Short circuit/Overload/Overvoltage
- RoHS、Reach compliance
- LED indicator function optional
- Hi Anti-thunder, Hi ESD protection, Hi-Rel

Application:

- Ethernet devices
- Portable tool
- Audio, Video player
- STB, Network devices
- Charger/PD charger

Description:

The F30L10 series model is a wall-mounted power adapter with a plastic shell design, which can effectively prevent users from electrical hazards. Its working efficiency meets the latest energy efficiency requirements. It can work safely and effectively in an ambient temperature of 0°C to 40°C. It has complete protection function and is also in line with the relevant certification of electronic information & audio and video(IEC60950、IEC60065、IEC62368). It uses 30W shell, and 22# wire to be compatible with level 5 or 6 energy efficiency. The lightning strike meets 4KV. EMC is designed with Y-cap.



MODEL	F30L10-120250SP	
Output	DC Voltage	12V
	Rated Current	2.5A
	Current Range	0 ~ 2.5A
	Rated Power	30W
	Ripple & Noise (max.)remark 2	120mVp-p
	Voltage regulation rage	11.4 ~ 12.6V
	Voltage accuracy remark 3	±5.0%
	linear adjustment rate	±1.0%
	Load STability	±3.0%
	Start and rise time	2000ms, 80ms/230VAC 3000ms, 80ms/115VAC(Full load)
Retention time(Typ.)	20ms/230VAC 10ms/115VAC(Full load)	
Input	Voltage range	90 ~ 264VAC(277VAC accessible, compatible with 300VAC in India high)
	Frequency range	47 ~ 63Hz
	Stand-by power consumption	100mW
	Efficiency(Typ.)	86.95%
	AC current(Typ.)	0.8A max @100 ~ 240Vac
	(Typ.) Surge(Typ.) current	COLD START 30A/100Vac 40A/240Vac
Protection	Overload	110~145% rated output power Hiccup mode: output voltage<50%, recovers automatically after fault condition is removed.Constant current mode: output 50%<voltage < 100%, recovers automatically after fault condition is removed.
	Overvoltage	18 ~ 24V Protection Type: Turn off the output, through the PWM control chip built-in VDD voltage clamping

MODEL	F30L10-120250SP		
Environment	Working TEMP	0 ~ +40°C (45°C can work)	
	Working Humidity	20 ~ 95% RH, non-condensing	
	Storage Temp.& humidity	-20 ~ +75°C, 20 ~ 95% RH, non-condensing	
	Temperature coefficient	±0.03%/°C (0 ~ 50°C)	
	Vibration resistance	10 ~ 500Hz, 1G 10min/cycle, X, Y, Z 30min for each	
	Operating altitude	5000m	
	Withstand voltage(Hi-Pot)	I/P-O/P:3KVAC	
	Insulation resistance	I/P-O/P:100M Ohms / 500VDC / 25°C/ 70% RH	
Electromagnetic compatible emission	Parameter	Standard	Test Level / Note
	Conducted	EN55032(CISPR32), FCC Part 15B	Class B
	Radiated	EN55032(CISPR32), FCC Part 15B	Class B
	Harmonic Current	EN61000-3-2	Class A
Electromagnetic compatible immunity	Voltage Flicker	EN61000-3-3	-----
	EN55035, EN61000-6-2, EN61204-3		
	Parameter	Standard	Test Level /Note
	ESD	EN61000-4-2	Level 3, 15KV air; Level 2, 8KV contact, criteria A
	Radiated Susceptibility	EN61000-4-3	Level 3, criteria A
	EFT/Burest	EN61000-4-4	Level 3, criteria A
	Surge	EN61000-4-5	Level 4, 4KV/L-N, criteria A
	Conducted	EN61000-4-6	Level 3, criteria A
	Magnetic Field	EN61000-4-8	Level 4, criteria A
	Voltage Dips and interruptions	EN61000-4-11	>95% dip 0.5 periods, 30% dip 25 periods, >95% interruptions 250 periods
Safety	Safety Standards		IEC/EN60950、60065、62368
	Safety type "●"Indicates that it is currently certified, "◎"Indicates that the applicant meet the certification require-ment but not	CB	●
		CE+LVD	●
		BIS	◎
		UL/CUL	◎
		GS	◎
		PSE	◎
		PSB	◎
		CCC	◎
		RCM	◎
		BSMI	◎
		IRAM	◎
		KC	◎
		SABS	◎
SASO		◎	
EAC	◎		
B-MARK	◎		
SII	◎		
BR	◎		
Other	MTBF	≥100K hrs. MIL-HDBK-217F (25°C)	
	Size(W*H*D)	73.5*50.4*33mm	
Remark	1. All specifications and parameters shall be measured at the input of 230VAC, rated load and ambient temperature of 25°C unless otherwise specified. 2. Ripple and noise measurement method: capacitance of 0.1uF and 47uF in parallel at the terminal and the measurement is performed under the 20MHZ bandwidth. 3. Accuracy: includes setting error, linear adjustment rate and load adjustment rate. 4. The power supply adapter is an independent component, but the final adapter still needs to be confirmed in co nnection with the electromagnetic compatibility of the terminal equipment.		

36W Wall Mount Power Supply Adapter

Features:

- Small low profile package
- No-load consumption<0.1W, Meet DOE VI
- Isolation level: Class II
- Protections: Short circuit/Overload/Overvoltage
- RoHS、Reach compliance
- LED indicator function optional
- Hi Anti-thunder, Hi ESD protection, Hi-Rel

Application:

- Ethernet devices
- Portable tool
- Audio, Video player
- STB, Network devices
- Charger/PD charger

Description:

The F36L6 series model is a wall-mounted power adapter with a plastic shell design, which can effectively prevent users from electrical hazards. Its working efficiency meets the latest energy efficiency requirements. It can work safely and effectively in an ambient temperature of 0°C to 40°C. It has complete protection function and is also in line with the relevant certification of electronic information & audio and video(IEC60950、IEC60065、IEC62368). It uses 36W shell, and 18# wire to be compatible with level 5 or 6 energy efficiency. The lightning strike meets 4KV. EMC is designed with Y-cap.




MODEL	F36L6-120300SP	
Output	DC Voltage	12V
	Rated Current	3A
	Current Range	0 ~ 3A
	Rated Power	36W
	Ripple & Noise (max.)remark 2	120mVp-p
	Voltage regulation rage	11.4 ~ 12.6V
	Voltage accuracy remark 3	±5.0%
	linear adjustment rate	±1.0%
	Load STability	±3.0%
	Start and rise time	2000ms, 80ms/230VAC 3000ms, 80ms/115VAC(Full load)
Retention time(Typ.)	20ms/230VAC 10ms/115VAC(Full load)	
Input	Voltage range	90 ~ 264VAC(277VAC accessible, compatible with 300VAC in India high)
	Frequency range	47 ~ 63Hz
	Stand-by power consumption	100mW
	Efficiency(Typ.)	87.4%
	AC current(Typ.)	1.25A max @100 ~ 240Vac
	(Typ.) Surge(Typ.) current	COLD START 40A/100Vac 60A/240Vac
Protection	Overload	110~145% rated output power Hiccup mode: output voltage<50%, recovers automatically after fault condition is removed.Constant current mode: output 50%<voltage < 100%, recovers automatically after fault condition is removed.
	Overvoltage	18 ~ 24V Protection Type: Turn off the output, through the PWM control chip built-in VDD voltage clamping

MODEL	F36L6-120300SP			
Environment	Working TEMP	0 ~ +40°C (45°C can work)		
	Working Humidity	20 ~ 95% RH, non-condensing		
	Storage Temp.& humidity	-20 ~ +75°C, 20 ~ 95% RH, non-condensing		
	Temperature coefficient	±0.03%/°C (0 ~ 50°C)		
	Vibration resistance	10 ~ 500Hz, 1G 10min/cycle, X, Y, Z 30min for each		
	Operating altitude	5000m		
	Withstand voltage(Hi-Pot)	I/P-O/P:3KVAC		
	Insulation resistance	I/P-O/P:100M Ohms / 500VDC / 25°C/ 70% RH		
Electromagnetic compatible emission	Parameter	Standard	Test Level / Note	
	Conducted	EN55032(CISPR32), FCC Part 15B	Class B	
	Radiated	EN55032(CISPR32), FCC Part 15B	Class B	
	Harmonic Current	EN61000-3-2	Class A	
	Voltage Flicker	EN61000-3-3	-----	
Electromagnetic compatible immunity	EN55035, EN61000-6-2, EN61204-3			
	Parameter	Standard	Test Level /Note	
	ESD	EN61000-4-2	Level 3, 15KV air; Level 2, 8KV contact, criteria A	
	Radiated Susceptibility	EN61000-4-3	Level 3, criteria A	
	EFT/Burest	EN61000-4-4	Level 3, criteria A	
	Surge	EN61000-4-5	Level 4, 4KV/L-N, criteria A	
	Conducted	EN61000-4-6	Level 3, criteria A	
	Magnetic Field	EN61000-4-8	Level 4, criteria A	
	Voltage Dips and interruptions	EN61000-4-11	>95% dip 0.5 periods, 30% dip 25 periods, >95% interruptions 250 periods	
	Safety	Safety Standards IEC/EN60950、60065、62368		
Safety type "●"Indicates that it is currently certified, "◎"Indicates that the applicant meet the certification require-ment but not		CB	●	
		CE+LVD	●	
		BIS	◎	
		UL/CUL	◎	
		GS	◎	
		PSE	◎	
		PSB	◎	
		CCC	◎	
		RCM	◎	
		BSMI	◎	
		IRAM	◎	
		KC	◎	
		SABS	◎	
		SASO	◎	
	EAC	◎		
B-MARK	◎			
SII	◎			
BR	◎			
Other	MTBF	≥100K hrs. MIL-HDBK-217F (25°C)		
	Size(W*H*D)	73.5*50.4*33mm		
Remark	1. All specifications and parameters shall be measured at the input of 230VAC, rated load and ambient temperature of 25°C unless otherwise specified. 2. Ripple and noise measurement method: capacitance of 0.1uF and 47uF in parallel at the terminal and the measurement is performed under the 20MHz bandwidth. 3. Accuracy: includes setting error, linear adjustment rate and load adjustment rate. 4. The power supply adapter is an independent component, but the final adapter still needs to be confirmed in connection with the electromagnetic compatibility of the terminal equipment.			

36W Wall Mount Power Supply Adapter

Features:

- Small low profile package
- No-load consumption<0.1W, Meet DOE VI
- Isolation level: Class II
- Protections: Short circuit/Overload/Overvoltage
- RoHS、Reach compliance
- LED indicator function optional
- Hi Anti-thunder, Hi ESD protection, Hi-Rel



Application:

- Ethernet devices
- Portable tool
- Audio, Video player
- STB, Network devices
- Charger/PD charger

Description:

The FC036P01 series model is a wall-mounted power adapter with a plastic shell design, which can effectively prevent users from electrical hazards. Its working efficiency meets the latest energy efficiency requirements. It can work safely and effectively in an ambient temperature of 0°C to 40°C. It has complete protection function and is also in line with the relevant certification of electronic information & audio and video(IEC60950、IEC60065、IEC62368). It uses 36W shell, and 18# wire to be compatible with level 5 or 6 energy efficiency. The lightning strike meets 4KV. EMC is designed with Y-cap.


MODEL	FC036P01-150024E	
Output	DC Voltage	15V
	Rated Current	2.4A
	Current Range	0 ~ 2.4A
	Rated Power	36W
	Ripple & Noise (max.)remark 2	150mVp-p
	Voltage regulation rage	14.25 ~ 15.75V
	Voltage accuracy remark 3	±5.0%
	linear adjustment rate	±2.0%
	Load STability	±5.0%
	Start and rise time	2000ms, 80ms/230VAC 3000ms, 80ms/115VAC(Full load)
Retention time(Typ.)	20ms/230VAC 10ms/115VAC(Full load)	
Input	Voltage range	90 ~ 264VAC(277VAC accessible, compatible with 300VAC in India high)
	Frequency range	47 ~ 63Hz
	Stand-by power consumption	100mW
	Efficiency(Typ.)	87.4%
	AC current(Typ.)	1.25A max @100-240Vac
	(Typ.) Surge(Typ.) current	No damage
Protection	Overload	3.3 ~ 3.9A
	Overvoltage	20V max
Protection Type: Turn off the output, through the PWM control chip built-in VDD voltage clamping		

MODEL	FC036P01-150024E			
Environment	Working TEMP	0 ~ +40°C (45°C can work)		
	Working Humidity	20 ~ 95% RH, non-condensing		
	Storage Temp.& humidity	-20 ~ +75°C, 20 ~ 95% RH, non-condensing		
	Temperature coefficient	±0.03%/°C (0 ~ 50°C)		
	Vibration resistance	10 ~ 500Hz, 1G 10min/cycle, X, Y, Z 30min for each		
	Operating altitude	5000m		
	Withstand voltage(Hi-Pot)	I/P-O/P:3KVAC		
	Insulation resistance	I/P-O/P:100M Ohms / 500VDC / 25°C/ 70% RH		
Electromagnetic compatible emission	Parameter	Standard	Test Level / Note	
	Conducted	EN55032(CISPR32), FCC Part 15B	Class B	
	Radiated	EN55032(CISPR32), FCC Part 15B	Class B	
	Harmonic Current	EN61000-3-2	Class A	
Voltage Flicker	EN61000-3-3	-----		
Electromagnetic compatible immunity	EN55035, EN61000-6-2, EN61204-3			
	Parameter	Standard	Test Level /Note	
	ESD	EN61000-4-2	Level 3, 15KV air; Level 2, 8KV contact, criteria A	
	Radiated Susceptibility	EN61000-4-3	Level 3, criteria A	
	EFT/Burest	EN61000-4-4	Level 3, criteria A	
	Surge	EN61000-4-5	Level 4, 4KV/L-N, criteria A	
	Conducted	EN61000-4-6	Level 3, criteria A	
	Magnetic Field	EN61000-4-8	Level 4, criteria A	
	Voltage Dips and interruptions	EN61000-4-11	>95% dip 0.5 periods, 30% dip 25 periods, >95% interruptions 250 periods	
	Safety	Safety Standards IEC/EN60950、60065、62368		
Safety type “●”Indicates that it is currently certified, “◎”Indicates that the applicant meet the certification requirement but not		CB	◎	
		CE+LVD	◎	
		BIS	◎	
		UL/CUL	◎	
		GS	◎	
		PSE	◎	
		PSB	◎	
		CCC	◎	
		RCM	◎	
		BSMI	◎	
		IRAM	◎	
		KC	◎	
		SABS	◎	
		SASO	◎	
	EAC	◎		
B-MARK	◎			
SII	◎			
BR	◎			
Other	MTBF	≥100K hrs. MIL-HDBK-217F (25°C)		
	Size(W*H*D)	73.5*50.4*33mm		
Remark	1. All specifications and parameters shall be measured at the input of 230VAC, rated load and ambient temperature of 25°C unless otherwise specified. 2. Ripple and noise measurement method: capacitance of 0.1uF and 47uF in parallel at the terminal and the measurement is performed under the 20MHZ bandwidth. 3. Accuracy: includes setting error, linear adjustment rate and load adjustment rate. 4. The power supply adapter is an independent component, but the final adapter still needs to be confirmed in connection with the electromagnetic compatibility of the terminal equipment.			

36W PD Power Supply Adapter

Features:

- No-load consumption < 0.1W, Meet DOE VI
- Support protocols: PD, PPS, QC, FCP, SCP
- Protections: Short circuit/Overload/Overvoltage/OverTemperature
- RoHS, Reach compliance



Application:

- Mobile Phone
- Tablet, NoteBook
- Digital Product

Description:

The FC036X series model is a USB C charger with a plastic shell design, which can effectively prevent users from electrical hazards. Its efficiency meets the latest energy efficiency requirements. It can work safely and effectively at an ambient temperature of 0°C to 40°C. It has complete Protection function and compliance with electronic information & audio and video (IEC60950, IEC60065, IEC62368) related certifications, compatible with PD, FCP, QC, SCP and other protocols, enabling quick charging of mobile phones and tablet products.


Model	FC036P01-050030E	
Output	Voltage	5V/3A 9V/3A 12V/3A
	Protocol	PD3.0 / PPS / FCP / SCP / QC2.0 / QC3.0
	Rated Power	36W
	Ripple&Noise(pk-pk)	300mVp-p
	Start and Rise time	3000ms, 80ms/230VAC
Input	Voltage range	90 ~ 264VAC
	Frequency range	47 ~ 63Hz
	Standby Power Consumption	75mW
	Efficiency(Typ.)	88%
	Input current(Typ.)	1.8A max @100~240Vac
	Surge current(Typ.)	COLD START 60A/100Vac 100A/240Vac
Protection	OverLoad	140% max of rated output current Recovers automatically after fault condition is removed
	Overvoltage	27Vmax Protection Type: Turn off the output, through the PWM control chip built-in VDD voltage clamping
Environment	Operating Temperature	0~ +40°C
	Operating Humidity	20 ~ 85% RH, non-condensing
	Storage Temperature&Humidity	-20 ~ +75°C, 5 ~ 95% RH, non-condensing
	Temperature coefficient	±0.03%/°C (0~ 40°C)
	Vibration resistant	10 ~ 500Hz, 1G 10min/circle, X, Y, Z30mins for each
	Altitude	2000m
	Withstande voltage	I/P-O/P:3KVAC
Isulation resistant	I/P-O/P:100M Ohms / 500VDC / 25°C/ 70% RH	

MODEL	FC036P01-050030E				
Electromagnetic compatible	Electromagnetic compatible emission	Parameter	Standard	Test Level / Note	
		Conducted	EN55032(CISPR32), FCC Part 15B	Class B	
		Radiated	EN55032(CISPR32), FCC Part 15B	Class B	
		Harmonic Current	EN61000-3-2	Class A	
	Voltage Flicker	EN61000-3-3	-----		
	Electromagnetic compatibility immunity	EN55035, EN61000-6-2, EN61204-3			
		Parameter	Standard	Test Level /Note	
		ESD	EN61000-4-2	Level 3, 15KV air; Level 2, 8KV contact, criteria A	
		Radiated Susceptibility	EN61000-4-3	Level 3, criteria A	
		EFT/Burest	EN61000-4-4	Level 3, criteria A	
Surge		EN61000-4-5	Level 4, 4KV/L-N, criteria A		
Safety	Safety Standards	IEC/EN60950、60065、62368			
		Safety type "●"Indicates that it is currently certified, "◎"Indicates that the applicant meet the certification requirement but not	CB	◎	
			CE+LVD	◎	
			BIS	◎	
			UL/CUL	◎	
			GS	◎	
			PSE	◎	
			PSB	◎	
			CCC	◎	
			RCM	◎	
BSMI	◎				
IRAM	◎				
KC	◎				
SABS	◎				
SASO	◎				
EAC	◎				
B-MARK	◎				
SII	◎				
BR	◎				
Other	MTBF	≥100K hrs. MIL-HDBK-217F (25°C)			
	Size(W*H*D)	33*69*73.5mm			
Remark	1. All specifications and parameters shall be measured at the input of 230VAC, rated load and ambient temperature of 25°C unless otherwise specified. 2. Ripple and noise measurement method: capacitance of 0.1uF and 47uF in parallel at the terminal and the measurement is performed under the 20MHZ bandwidth. 3. Accuracy: includes setting error, linear adjustment rate and load adjustment rate. 4. The power supply adapter is an independent component, but the final adapter still needs to be confirmed in connection with the electromagnetic compatibility of the terminal equipment.				

42W Wall Mount Power Supply Adapter

Features:

- Small low profile package
- No-load consumption<0.1W, Meet DOE VI
- Isolation level: Class II
- Protections: Short circuit/Overload/Overvoltage
- RoHS, Reach compliance
- LED indicator function optional
- Hi Anti-thunder, Hi ESD protection, Hi-Rel



Application:

- Ethernet devices
- Portable tool
- Audio, Video player
- STB, Network devices
- Charger/PD charger

Description:

The F42L1/FC040A01 series model is a wall-mounted power adapter with a plastic shell design, which can effectively prevent users from electrical hazards. Its working efficiency meets the latest energy efficiency requirements. It can work safely and effectively in an ambient temperature of 0°C to 40°C. It has complete protection function and is also in line with the relevant certification of electronic information & audio and video(IEC60950、IEC60065、IEC62368). This design is the miniaturization scheme of 42W, which uses 30W shell and 18# wire to be compatible with level 5 or 6 energy efficiency. The lightning strike meets 6KV. EMC is designed with Y and No Y-cap.

MODEL	F42L1-120350SP	FC040A01-200020U	
Output	DC Voltage	12V	20V
	Rated Current	3.5A	2A
	Current Range	0 ~ 3.5A	0 ~ 2A
	Rated Power	42W	40W
	Ripple & Noise (max.)remark 2	120mVp-p	200mVp-p
	Voltage regulation rage	11.4 ~ 12.6V	19 ~ 21V
	Voltage accuracy remark 3	±5.0%	±5.0%
	linear adjustment rate	±1.0%	±1.0%
	Load S Tability	±3.0%	±3.0%
	Start and rise time	2000ms, 80ms/230VAC 3000ms, 80ms/115VAC(Full load)	
Retention time(Typ.)	20ms/230VAC 10ms/115VAC(Full load)		
Input	Voltage range	90 ~ 264VAC(277VAC accessible, compatible with 300VAC in India high)	
	Frequency range	47 ~ 63Hz	
	Stand-by power consumption	100mW	100mW
	Efficiency(Typ.)	87.66%	87.59%
	AC current(Typ.)	1.4A max @100~240Vac	
	(Typ.) Surge(Typ.) current	COLD START 60A/100Vac 100A/240Vac	COLD START 60A/100Vac 80A/240Vac
Protection	Overload	110~145% rated output power	
		Hiccup mode: output voltage<50%, recovers automatically after fault condition is removed.Constant current mode: output 50%<voltage < 100%, recovers automatically after fault condition is removed.	
	Overvoltage	18 ~ 24V	32V max
Protection Type: Turn off the output, through the PWM control chip built-in VDD voltage clamping			

MODEL	F42L1-120350SP	FC040A01-200020U		
Environment	Working TEMP	0 ~ +40°C (45°C can work)		
	Working Humidity	20 ~ 95% RH, non-condensing		
	Storage Temp.& humidity	-20 ~ +75°C, 20 ~ 95% RH, non-condensing		
	Temperature coefficient	±0.03%/°C (0 ~ 50°C)		
	Vibration resistance	10 ~ 500Hz, 1G 10min/cycle, X, Y, Z 30min for each		
	Operating altitude	5000m		
	Withstand voltage(Hi-Pot)	I/P-O/P:3KVAC		
	Insulation resistance	I/P-O/P:100M Ohms / 500VDC / 25°C/ 70% RH		
Electromagnetic compatible	Electromagnetic compatible emission	Parameter	Standard	Test Level / Note
		Conducted	EN55032(CISPR32), FCC Part 15B	Class B
		Radiated	EN55032(CISPR32), FCC Part 15B	Class B
		Harmonic Current	EN61000-3-2	Class A
	Voltage Flicker	EN61000-3-3	-----	
	Electromagnetic compatibility immunity	EN55035, EN61000-6-2, EN61204-3		
		Parameter	Standard	Test Level /Note
		ESD	EN61000-4-2	Level 3, 15KV air; Level 2, 8KV contact, criteria A
		Radiated Susceptibility	EN61000-4-3	Level 3, criteria A
		EFT/Burest	EN61000-4-4	Level 3, criteria A
Surge		EN61000-4-5	Level 4, 4KV/L-N, criteria A	
Safety	Conducted	EN61000-4-6	Level 3, criteria A	
	Magnetic Field	EN61000-4-8	Level 4, criteria A	
	Voltage Dips and interruptions	EN61000-4-11	> 95% dip 0.5 periods, 30% dip 25 periods, > 95% interruptions 250 periods	
	Safety Standards IEC/EN60950、60065、62368			
	Safety type "●"Indicates that it is currently certified, "◎"Indicates that the applicant meet the certification requirement but not	CB	●	◎
	CE+LVD	●	◎	
	BIS	◎	◎	
	UL/CUL	●	◎	
	GS	◎	◎	
	PSE	●	◎	
	PSB	◎	◎	
	CCC	◎	◎	
	RCM	◎	◎	
	BSMI	◎	◎	
	IRAM	◎	◎	
	KC	◎	◎	
	SABS	◎	◎	
	SASO	◎	◎	
	EAC	◎	◎	
	B-MARK	◎	◎	
	SII	◎	◎	
	BR	◎	◎	
Other	MTBF	≥100K hrs. MIL-HDBK-217F (25°C)		
	Size(W*H*D)	86.5*53*37.5mm		
Remark	1. All specifications and parameters shall be measured at the input of 230VAC, rated load and ambient temperature of 25°C unless otherwise specified. 2. Ripple and noise measurement method: capacitance of 0.1uF and 47uF in parallel at the terminal and the measurement is performed under the 20MHZ bandwidth. 3. Accuracy: includes setting error, linear adjustment rate and load adjustment rate. 4. The power supply adapter is an independent component, but the final adapter still needs to be confirmed in connection with the electromagnetic compatibility of the terminal equipment.			

45W PD Desk-Top Power Supply Adapter

Features:

- No-load consumption < 0.1W, Meet DOE VI
- Support protocols: PD, PPS, QC, FCP, SCP
- Protections: Short circuit/Overload/Overvoltage/OverTemperature
- RoHS, Reach compliance



Application:

- Mobile Phone
- Tablet, Notebook
- Digital Product

Description:

The FC045X series model is a USB C charger with a plastic shell design, which can effectively prevent users from electrical hazards. Its efficiency meets the latest energy efficiency requirements. It can work safely and effectively at an ambient temperature of 0°C to 40°C. It has complete Protection function and compliance with electronic information & audio and video (IEC60950, IEC60065, IEC62368) related certifications, compatible with PD, FCP, QC, SCP, PPS and other protocols, enabling quick charging of mobile phones and tablet products.

Model	FC045P04-200023D	
Output	Voltage	5V/3A 9V/3A 12V/3A 15V/3A 20V/2.25A
	Protocol	PD3.0 / PPS / FCP / SCP / QC2.0 / QC3.0
	Rated Power	45W
	Ripple&Noise(pk-pk)	300mVp-p
	Start and Rise time	3000ms, 80ms/230VAC
Input	Voltage range	90 ~ 264VAC
	Frequency range	47 ~ 63Hz
	Standby Power Consumption	75mW
	Efficiency(Typ.)	88%
	Input current(Typ.)	1.8A max @100-240Vac
	Surge current(Typ.)	COLD START 60A/100Vac 100A/240Vac
Protection	OverLoad	140% max of rated output current Recovers automatically after fault condition is removed
	Overvoltage	27Vmax Protection Type: Turn off the output, through the PWM control chip built-in VDD voltage clamping
Environment	Operating Temperature	0~ 25°C (40°C is optional)
	Operating Humidity	20 ~ 85% RH, non-condensing
	Storage Temperature&Humidity	-20 ~ +75°C, 5 ~ 95% RH, non-condensing
	Temperature coefficient	±0.03%/°C (0~ 40°C)
	Vibration resistant	10 ~ 500Hz, 1G 10min/circle, X, Y, Z30mins for each
	Altitude	2000m
	Withstand voltage	I/P-O/P:3KVAC
Isulation resistant	I/P-O/P:100M Ohms / 500VDC / 25°C/ 70% RH	

MODEL	FC045P04-200023D					
Electromagnetic compatible	Electromagnetic compatible emission	Parameter	Standard	Test Level / Note		
		Conducted	EN55032(CISPR32), FCC Part 15B	Class B		
		Radiated	EN55032(CISPR32), FCC Part 15B	Class B		
		Harmonic Current	EN61000-3-2	Class A		
	Voltage Flicker	EN61000-3-3	-----			
	Electromagnetic compatibility immunity	EN55035, EN61000-6-2, EN61204-3				
		Parameter	Standard	Test Level /Note		
		ESD	EN61000-4-2	Level 3, 15KV air; Level 2, 8KV contact, criteria A		
		Radiated Susceptibility	EN61000-4-3	Level 3, criteria A		
		EFT/Burest	EN61000-4-4	Level 3, criteria A		
Surge		EN61000-4-5	Level 4, 4KV/L-N, criteria A			
Safety	Safety Standards	IEC/EN60950、60065、62368	Safety type "●"Indicates that it is currently certified, "◎"Indicates that the applicant meet the certification requirement but not	Conducted	EN61000-4-6	Level 3, criteria A
				Magnetic Field	EN61000-4-8	Level 4, criteria A
				Voltage Dips and interruptions	EN61000-4-11	> 95% dip 0.5 periods, 30% dip 25 periods, >95% interruptions 250 periods
				CB	◎	
				CE+LVD	◎	
BIS				◎		
UL/CUL				◎		
GS				◎		
PSE				◎		
PSB				◎		
CCC				◎		
RCM				◎		
BSMI				◎		
IRAM				◎		
KC				◎		
SABS	◎					
SASO	◎					
EAC	◎					
B-MARK	◎					
SII	◎					
BR	◎					
Other	MTBF	≥100K hrs. MIL-HDBK-217F (25°C)				
	Size(W*H*D)	40*28*85mm				
Remark	1. All specifications and parameters shall be measured at the input of 230VAC, rated load and ambient temperature of 25°C unless otherwise specified. 2. Ripple and noise measurement method: capacitance of 0.1uF and 47uF in parallel at the terminal and the measurement is performed under the 20MHZ bandwidth. 3. Accuracy: includes setting error, linear adjustment rate and load adjustment rate. 4. The power supply adapter is an independent component, but the final adapter still needs to be confirmed in connection with the electromagnetic compatibility of the terminal equipment.					

48W Desk-Top Power Supply Adapter

Features:

- Small low profile package
- No-load consumption<0.1W, Meet DOE VI
- Isolation level: Class II
- Protections: Short circuit/Overload/Overvoltage
- RoHS、Reach compliance
- LED indicator function optional
- Hi Anti-thunder, Hi ESD protection, Hi-Rel

Application:

- Ethernet devices
- Portable tool
- Audio, Video player
- STB, Network devices
- Charger/PD charger



Description:

The F48/F481 series model is a Desk-Top power adapter with a plastic shell design, which can effectively prevent users from electrical hazards. Its working efficiency meets the latest energy efficiency requirements. It can work safely and effectively in an ambient temperature of 0°C to 40°C. It has complete protection function and is also in line with the relevant certification of electronic information & audio and video(IEC60950、IEC60065、IEC62368). It uses 48W shell, and 18# wire to be compatible with level 5 or 6 energy efficiency. The lightning strike meets 6KV. EMC is designed with Y-cap.

MODEL	F48-120400SP	F48-240190SPA	
Output	DC Voltage	12V	24V
	Rated Current	4A	1.9A
	Current Range	0 ~ 4A	0 ~ 1.9A
	Rated Power	48W	45.6W
	Ripple & Noise (max.)remark	120mVp-p	250mVp-p
	Voltage regulation rage	11.4 ~ 12.6V	22.8 ~ 25.2V
	Voltage accuracy remark 3	±5.0%	±5.0%
	linear adjustment rate	±1.0%	±2.0%
	Load STability	±3.0%	±5.0%
	Start and rise time	2000ms, 80ms/230VAC 3000ms, 80ms/115VAC(Full load)	
Retention time(Typ.)	20ms/230VAC 10ms/115VAC(Full load)		
Input	Voltage range	90 ~ 264VAC(277VAC accessible, compatible with 300VAC in India hig	
	Frequency range	47 ~ 63Hz	
	Stand-by power consumption	100mW	100mW
	Efficiency(Typ.)	87.77%	87.74%
	AC current(Typ.)	1.4A max @100-240Vac	
	(Typ.) Surge(Typ.) current	COLD START 60A/100Vac 100A/240Vac	
Protection	Overload	110-145% rated output power Hiccup mode: output voltage<50%, recovers automatically after fault condition is removed.Constant current mode: output 50%<voltage < 100%, recovers automatically after fault condition is removed.	
	Overvoltage	18 ~ 24V	40V max
Protection Type: Turn off the output, through the PWM control chip built-in VDD voltage clamping			

MODEL	F48-120400SP	F48-240190SPA		
Environment	Working TEMP	0 ~ +40°C (45°C can work)		
	Working Humidity	20 ~ 95% RH, non-condensing		
	Storage Temp.& humidity	-20 ~ +75°C, 20 ~ 95% RH, non-condensing		
	Temperature coefficient	±0.03%/°C (0 ~ 50°C)		
	Vibration resistance	10 ~ 500Hz, 1G 10min/cycle, X, Y, Z 30min for each		
	Operating altitude	5000m		
	Withstand voltage(Hi-Pot)	I/P-O/P:3KVAC		
	Insulation resistance	I/P-O/P:100M Ohms / 500VDC / 25°C/ 70% RH		
Electromagnetic compatible	Electromagnetic compatible emission	Parameter	Standard	Test Level / Note
		Conducted	EN55032(CISPR32), FCC Part 15B	Class B
		Radiated	EN55032(CISPR32), FCC Part 15B	Class B
		Harmonic Current	EN61000-3-2	Class A
	Voltage Flicker	EN61000-3-3	-----	
	Electromagnetic compatibility immunity	EN55035, EN61000-6-2, EN61204-3		
		Parameter	Standard	Test Level /Note
		ESD	EN61000-4-2	Level 3, 15KV air; Level 2, 8KV contact, criteria A
		Radiated Susceptibility	EN61000-4-3	Level 3, criteria A
		EFT/Burest	EN61000-4-4	Level 3, criteria A
Surge		EN61000-4-5	Level 4, 4KV/L-N, criteria A	
Safety	Safety Standards	IEC/EN60950、60065、62368		
		CB	◎	◎
		CE+LVD	◎	◎
		BIS	◎	◎
		UL/CUL	●	◎
Safety type "●"Indicates that it is currently certified, "◎"Indicates that the applicant meet the certification requirement but not		GS	◎	◎
		PSE	◎	◎
		PSB	◎	◎
		CCC	◎	◎
		RCM	◎	◎
	BSMI	◎	◎	
	IRAM	◎	◎	
	KC	◎	◎	
	SABS	◎	◎	
	SASO	◎	◎	
EAC	◎	◎		
B-MARK	◎	◎		
SII	◎	◎		
BR	◎	◎		
Other	MTBF	≥100K hrs. MIL-HDBK-217F (25°C)		
	Size(W*H*D)	110*51.5*33mm		
Remark	1. All specifications and parameters shall be measured at the input of 230VAC, rated load and ambient temperature of 25°C unless otherwise specified. 2. Ripple and noise measurement method: capacitance of 0.1uF and 47uF in parallel at the terminal and the measurement is performed under the 20MHZ bandwidth. 3. Accuracy: includes setting error, linear adjustment rate and load adjustment rate. 4. The power supply adapter is an independent component, but the final adapter still needs to be confirmed in connection with the electromagnetic compatibility of the terminal equipment.			

60W Desk-Top Power Supply Adapter

Features:

- Small low profile package
- No-load consumption<0.1W, Meet DOE VI
- Isolation level: Class II
- Protections: Short circuit/Overload/Overvoltage
- RoHS, Reach compliance
- LED indicator function optional
- Hi Anti-thunder, Hi ESD protection, Hi-Rel



Application:

- Ethernet devices
- Portable tool
- Audio, Video player
- STB, Network devices
- Charger/PD charger

Description:

The F60X series model is a Desk-Top power adapter with a plastic shell design, which can effectively prevent users from electrical hazards. Its working efficiency meets the latest energy efficiency requirements. It can work safely and effectively in an ambient temperature of 0°C to 40°C. It has complete protection function and is also in line with the relevant certification of electronic information & audio and video(IEC60950、IEC60065、IEC62368). It uses 18# wire to be compatible with level 5 or 6 energy efficiency. The lightning strike meets 6KV. EMC is designed with Y-cap.

MODEL	F60X-120500SP	F60X-150400SPA	
Output	DC Voltage	12V	15V
	Rated Current	5A	4A
	Current Range	0 ~ 5A	0 ~ 4A
	Rated Power	60W	60W
	Ripple & Noise (max.)remark	120mVp-p	450mVp-p
	Voltage regulation rage	11.4 ~ 12.6V	14.25 ~ 15.75V
	Voltage accuracy remark 3	±5.0%	±5.0%
	linear adjustment rate	±1.0%	±2.0%
	Load STability	±3.0%	±5.0%
	Start and rise time	2000ms, 80ms/230VAC 3000ms, 80ms/115VAC(Full load)	
Retention time(Typ.)	20ms/230VAC 10ms/115VAC(Full load)		
Input	Voltage range	90 ~ 264VAC(277VAC accessible, compatible with 300VAC in India hig)	
	Frequency range	47 ~ 63Hz	
	Stand-by power consumption	210mW	
	Efficiency(Typ.)	88%	
	AC current(Typ.)	1.6A max @100-240Vac	
	(Typ.) Surge(Typ.) current	COLD START 60A/100Vac	COLD START 100A/230Vac
Protection	Overload	110~145% rated output power Hiccup mode: output voltage<50%, recovers automatically after fault condition is removed.Constant current mode: output 50%<voltage < 100%, recovers automatically after fault condition is removed.	
	Overvoltage	18 ~ 24V	25V max
Protection Type: Turn off the output, through the PWM control chip built-in VDD voltage clamping			

MODEL	F60X-120500SP	F60X-150400SPA		
Environment	Working TEMP	0 ~ +40°C (45°C can work)		
	Working Humidity	20 ~ 95% RH, non-condensing		
	Storage Temp.& humidity	-20 ~ +75°C, 20 ~ 95% RH, non-condensing		
	Temperature coefficient	±0.03%/°C (0 ~ 50°C)		
	Vibration resistance	10 ~ 500Hz, 1G 10min/cycle, X, Y, Z 30min for each		
	Operating altitude	5000m		
	Withstand voltage(Hi-Pot)	I/P-O/P:3KVAC		
	Insulation resistance	I/P-O/P:100M Ohms / 500VDC / 25°C/ 70% RH		
Electromagnetic compatible	Electromagnetic compatible emission	Parameter	Standard	Test Level / Note
		Conducted	EN55032(CISPR32), FCC Part 15B	Class B
		Radiated	EN55032(CISPR32), FCC Part 15B	Class B
		Harmonic Current	EN61000-3-2	Class A
	Voltage Flicker	EN61000-3-3	-----	
	Electromagnetic compatibility immunity	EN55035, EN61000-6-2, EN61204-3		
		Parameter	Standard	Test Level /Note
		ESD	EN61000-4-2	Level 3, 15KV air; Level 2, 8KV contact, criteria A
		Radiated Susceptibility	EN61000-4-3	Level 3, criteria A
		EFT/Burest	EN61000-4-4	Level 3, criteria A
Surge		EN61000-4-5	Level 4, 4KV/L-N, criteria A	
Safety	Conducted	EN61000-4-6	Level 3, criteria A	
	Magnetic Field	EN61000-4-8	Level 4, criteria A	
	Voltage Dips and interruptions	EN61000-4-11	> 95% dip 0.5 periods, 30% dip 25 periods, > 95% interruptions 250 periods	
	Safety Standards IEC/EN60950、60065、62368			
	Safety type "●"Indicates that it is currently certified, "◎"Indicates that the applicant meet the certification requirement but not	CB	●	◎
	CE+LVD	●	◎	
	BIS	◎	◎	
	UL/CUL	●	◎	
	GS	◎	◎	
	PSE	◎	◎	
	PSB	◎	◎	
	CCC	◎	◎	
	RCM	◎	◎	
	BSMI	◎	◎	
	IRAM	◎	◎	
	KC	◎	◎	
	SABS	◎	◎	
	SASO	◎	◎	
	EAC	◎	◎	
	B-MARK	◎	◎	
	SII	◎	◎	
	BR	◎	◎	
Other	MTBF	≥100K hrs. MIL-HDBK-217F (25°C)		
	Size(W*H*D)	110*51.5*33mm		
Remark	1. All specifications and parameters shall be measured at the input of 230VAC, rated load and ambient temperature of 25°C unless otherwise specified. 2. Ripple and noise measurement method: capacitance of 0.1uF and 47uF in parallel at the terminal and the measurement is performed under the 20MHZ bandwidth. 3. Accuracy: includes setting error, linear adjustment rate and load adjustment rate. 4. The power supply adapter is an independent component, but the final adapter still needs to be confirmed in connection with the electromagnetic compatibility of the terminal equipment.			

60W Desk-Top Massage Armchair Power Supply Adapter

Features:

- Small low profile package
- No-load consumption<0.1W, Meet DOE VI
- Isolation level: Class II
- Protections: Short circuit/Overload/Overvoltage
- RoHS, Reach compliance
- LED indicator function optional
- Hi Anti-thunder, Hi ESD protection, Hi-Rel

Application:

- Ethernet devices
- Portable tool
- Audio, Video player
- STB, Network devices
- Charger/PD charger

Description:

The F60 series model is a Desk-Top power adapter with a plastic shell design, which can effectively prevent users from electrical hazards. Its working efficiency meets the latest energy efficiency requirements. It can work safely and effectively in an ambient temperature of 0°C to 40°C. It has complete protection function and is also in line with the relevant certification of electronic information & audio and video(IEC60950、IEC60065、IEC62368). It uses 18# wire to be compatible with level 5 or 6 energy efficiency. The lightning strike meets 6KV. EMC is designed with Y-cap.



MODEL		F60-294yyySPAz
Output	DC Voltage	29.4V
	Rated Current	2A
	Current Range	0 ~ 2A
	Rated Power	60W
	Ripple & Noise (max.)remark 2	120mVp-p
	Voltage regulation rage	29.2~ 29.6V
	Voltage accuracy remark 3	±0.2V
	linear adjustment rate	±1.0%
	Load STability	±3.0%
	Start and rise time	2000ms, 80ms/230VAC 3000ms, 80ms/115VAC(Full load)
Retention time(Typ.)	20ms/230VAC 10ms/115VAC(Full load)	
Input	Voltage range	90 ~ 264VAC
	Frequency range	47 ~ 63Hz
	Stand-by power consumption	350mW
	Efficiency(Typ.)	87%
	AC current(Typ.)	1.5A max @100 ~ 240Vac
	(Typ.) Surge(Typ.) current	COLD START 60A/100Vac 100A/240Vac
Protection	Overload	65W rated output power
		Hiccup mode: output voltage < 12V, recovers automatically after fault condition is removed.Constant current mode: output 45%<voltage < 100%, recovers automatically after fault condition is removed.
	Overvoltage	36 ~ 40V
Protection Type: Turn off the output, through the PWM control chip built-in VDD voltage clamping		

MODEL		F60-294yyySPAz		
Environment	Working TEMP	0 ~ +40°C (45°C can work)		
	Working Humidity	20 ~ 95% RH, non-condensing		
	Storage Temp.& humidity	-20 ~ +75°C, 20 ~ 95% RH, non-condensing		
	Temperature coefficient	±0.03%/°C (0 ~ 50°C)		
	Vibration resistance	10 ~ 500Hz, 1G 10min/cycle, X, Y, Z 30min for each		
	Operating altitude	3000m		
	Withstand voltage(Hi-Pot)	I/P-O/P:3KVAC		
	Insulation resistance	I/P-O/P:100M Ohms / 500VDC / 25°C/ 70% RH		
Electromagnetic compatible emission	Parameter	Standard	Test Level / Note	
		Conducted	EN55032(CISPR32), FCC Part 15B	Class B
	Radiated	EN55032(CISPR32), FCC Part 15B	Class B	
	Harmonic Current	EN61000-3-2	Class A	
	Voltage Flicker	EN61000-3-3	-----	
Electromagnetic compatible immunity	EN55035, EN61000-6-2, EN61204-3			
	Parameter	Standard	Test Level /Note	
		ESD	EN61000-4-2	Level 3, 15KV air; Level 2, 8KV contact, criteria A
	Radiated Susceptibility	EN61000-4-3	Level 3, criteria A	
	EFT/Burest	EN61000-4-4	Level 3, criteria A	
	Surge	EN61000-4-5	Level 4, 4KV/L-N, criteria A	
	Conducted	EN61000-4-6	Level 3, criteria A	
	Magnetic Field	EN61000-4-8	Level 4, criteria A	
	Voltage Dips and interruptions	EN61000-4-11	>95% dip 0.5 periods, 30% dip 25 periods, >95% interruptions 250 periods	
	Safety	Safety Standards		IEC/EN60950、60065、62368
Safety type “●”Indicates that it is currently certified, “◎”Indicates that the applicant meet the certification require-ment but not		CB	◎	
		CE+LVD	●	
		BIS	◎	
		UL/CUL	◎	
		GS	◎	
		PSE	◎	
		PSB	◎	
		CCC	◎	
		RCM	◎	
		BSMI	◎	
		IRAM	◎	
		KC	◎	
		SABS	◎	
		SASO	◎	
	EAC	◎		
B-MARK	◎			
SII	◎			
BR	◎			
Other	MTBF	≥100K hrs. MIL-HDBK-217F (25°C)		
	Size(W*H*D)	141*60.8*34mm		
Remark	1. All specifications and parameters shall be measured at the input of 230VAC, rated load and ambient temperature of 25°C unless otherwise specified. 2. Ripple and noise measurement method: capacitance of 0.1uF and 47uF in parallel at the terminal and the measurement is performed under the 20MHZ bandwidth. 3. Accuracy: includes setting error, linear adjustment rate and load adjustment rate. 4. The power supply adapter is an independent component, but the final adapter still needs to be confirmed in co nnection with the electromagnetic compatibility of the terminal equipment.			

65W Desk-Top Power Supply Adapter

Features:

- Miniaturized Design: Small size and light weight
- No-load consumption<0.1W, Meet DOE VI
- Support protocols: PD,PPS,QC,FCP,SCP
- Protections: Short circuit/Overload/Overvoltage/OverTemperature
- RoHS、Reach compliance

Application:

- Mobile Phone
- Tablet
- Digital Product

Description:

The FC065X series model is a USB C charger with a plastic shell design, which can effectively prevent users from electrical hazards. Its efficiency meets the latest energy efficiency requirements. It can work safely and effectively at an ambient temperature of 0°C to 40°C. It has complete Protection function and compliance with electronic information & audio and video (IEC60950, IEC60065, IEC62368) related certifications, compatible with PD,PPS,QC,FCP,SCP and other protocols, enabling quick charging of mobile phones and tablet products.



Model		FC065P04-200033
Output	Voltage	5V/3A 9V/3A 12V/3A 20V/2.25A
	Protocol	PD3.0 / PPS / FCP / SCP / QC2.0 / QC3.0
	Rated Power	65W
	Ripple&Noise(pk-pk)	300mVp-p
	Start and Rise time	3000ms, 80ms/230VAC
Input	Voltage range	90 ~ 264VAC
	Frequency range	47 ~ 63Hz
	Standby Power Consumption	75mW
	Efficiency(Typ.)	88%
	Input current(Typ.)	1.8A max @100-240Vac
	Surge current(Typ.)	COLD START 60A/100Vac 100A/240Vac
Protection	OverLoad	140% max of rated output current Recovers automatically after fault condition is removed
	Overvoltage	27Vmax Protection Type: Turn off the output, through the PWM control chip built-in VDD voltage clamping
Environment	Operating Temperature	0~ 25°C (40°C is optional)
	Operating Humidity	20 ~ 85% RH, non-condensing
	Storage Temperature&Humidity	-20 ~ +75°C, 5 ~ 95% RH, non-condensing
	Temperature coefficient	±0.03%/°C (0~ 40°C)
	Vibration resistant	10 ~ 500Hz, 1G 10min/circle, X, Y, Z30mins for each
	Altitude	2000m
	Withstande voltage	I/P-O/P:3KVAC
Isulation resistant	I/P-O/P:100M Ohms / 500VDC / 25°C/ 70% RH	

MODEL		FC065P04-200033			
Electromagnetic compatible	Electromagnetic compatible emission	Parameter	Standard	Test Level / Note	
		Conducted	EN55032(CISPR32), FCC Part 15B	Class B	
		Radiated	EN55032(CISPR32), FCC Part 15B	Class B	
		Harmonic Current	EN61000-3-2	Class A	
	Voltage Flicker	EN61000-3-3	-----		
	Electromagnetic compatibility immunity	EN55035, EN61000-6-2, EN61204-3			
		Parameter	Standard	Test Level /Note	
		ESD	EN61000-4-2	Level 3, 15KV air; Level 2, 8KV contact, criteria A	
		Radiated Susceptibility	EN61000-4-3	Level 3, criteria A	
		EFT/Burest	EN61000-4-4	Level 3, criteria A	
Surge		EN61000-4-5	Level 4, 4KV/L-N, criteria A		
Conducted		EN61000-4-6	Level 3, criteria A		
Magnetic Field	EN61000-4-8	Level 4, criteria A			
Voltage Dips and interruptions	EN61000-4-11	>95% dip 0.5 periods, 30% dip 25 periods, >95% interruptions 250 periods			
Safety	Safety Standards		IEC/EN60950、60065、62368		
	Safety type “●”Indicates that it is currently certified, “◎”Indicates that the applicant meet the certification requirement but not	CB	●		
		CE+LVD	◎		
		BIS	◎		
		UL/CUL	◎		
		GS	◎		
		PSE	◎		
		PSB	◎		
		CCC	●		
		RCM	◎		
		BSMI	◎		
		IRAM	◎		
		KC	◎		
		SABS	◎		
		SASO	◎		
EAC		◎			
B-MARK	◎				
SII	◎				
BR	◎				
Other	MTBF	≥100K hrs. MIL-HDBK-217F (25°C)			
	Size(W*H*D)	62*25.8*108.5mm			
Remark	1. All specifications and parameters shall be measured at the input of 230VAC, rated load and ambient temperature of 25°C unless otherwise specified. 2. Ripple and noise measurement method: capacitance of 0.1uF and 47uF in parallel at the terminal and the measurement is performed under the 20MHZ bandwidth. 3. Accuracy: includes setting error, linear adjustment rate and load adjustment rate. 4. The power supply adapter is an independent component, but the final adapter still needs to be confirmed in connection with the electromagnetic compatibility of the terminal equipment.				

90W Desk-Top Power Supply Adapter

Features:

- Miniaturized Design: Small size and light weight
- No-load consumption<0.1W, Meet DOE VI
- Support protocols: PD,PPS,QC,FCP,SCP
- Protections: Short circuit/Overload/Overvoltage/OverTemperature
- RoHS、Reach compliance



Application:

- Mobile Phone
- Tablet
- Digital Product

Description:

The FC090X series model is a USB C charger with a plastic shell design, which can effectively prevent users from electrical hazards. Its efficiency meets the latest energy efficiency requirements. It can work safely and effectively at an ambient temperature of 0°C to 40°C. It has complete Protection function and compliance with electronic information & audio and video (IEC60950, IEC60065, IEC62368) related certifications, compatible with PD,PPS,QC,FCP,SCP and other protocols, enabling quick charging of mobile phones and tablet products.

Model	FC090A01-020045D	
Output	Voltage	5V/3A 9V/3A 12V/3A 15V/3A 20V/4.5A
	Protocol	PD3.0 / PPS / FCP / SCP / QC2.0 / QC3.0
	Rated Power	90W
	Ripple&Noise(pk-pk)	300mVp-p
	Start and Rise time	3000ms, 80ms/230VAC
Input	Voltage range	90 ~ 264VAC
	Frequency range	47 ~ 63Hz
	Standby Power Consumption	75mW
	Efficiency(Typ.)	88%
	Input current(Typ.)	1.8A max @100-240Vac
	Surge current(Typ.)	COLD START 60A/100Vac 100A/240Vac
Protection	OverLoad	140% max of rated output current Recovers automatically after fault condition is removed
	Overvoltage	27Vmax Protection Type: Turn off the output, through the PWM control chip built-in VDD voltage clamping
Environment	Operating Temperature	0~ 25°C (40°C is optional)
	Operating Humidity	20 ~ 85% RH, non-condensing
	Storage Temperature&Humidity	-20 ~ +75°C, 5 ~ 95% RH, non-condensing
	Temperature coefficient	±0.03%/°C (0~ 40°C)
	Vibration resistant	10 ~ 500Hz, 1G 10min/circle, X, Y, Z30mins for each
	Altitude	2000m
	Withstande voltage	I/P-O/P:3KVAC
Isulation resistant	I/P-O/P:100M Ohms / 500VDC / 25°C/ 70% RH	

MODEL	FC090A01-020045D			
	Parameter	Standard	Test Level / Note	
Electromagnetic compatible	Electromagnetic compatible emission	Conducted	EN55032(CISPR32), FCC Part 15B	Class B
		Radiated	EN55032(CISPR32), FCC Part 15B	Class B
		Harmonic Current	EN61000-3-2	Class A
		Voltage Flicker	EN61000-3-3	-----
	Electromagnetic compatibility immunity	EN55035, EN61000-6-2, EN61204-3		
		ESD	EN61000-4-2	Level 3, 15KV air; Level 2, 8KV contact, criteria A
		Radiated Susceptibility	EN61000-4-3	Level 3, criteria A
		EFT/Burest	EN61000-4-4	Level 3, criteria A
		Surge	EN61000-4-5	Level 4, 4KV/L-N, criteria A
		Conducted	EN61000-4-6	Level 3, criteria A
Safety	Magnetic Field	EN61000-4-8	Level 4, criteria A	
	Voltage Dips and interruptions	EN61000-4-11	>95% dip 0.5 periods, 30% dip 25 periods, >95% interruptions 250 periods	
	Safety Standards IEC/EN60950、60065、62368			
	Safety type	CB	●	
Safety	“●”Indicates that it is currently certified, “◎”Indicates that the applicant meet the certification requirement but not	CE+LVD	◎	
		BIS	◎	
		UL/CUL	◎	
		GS	◎	
		PSE	◎	
		PSB	◎	
		CCC	●	
		RCM	◎	
		BSMI	◎	
		IRAM	◎	
		KC	◎	
		SABS	◎	
		SASO	◎	
		EAC	◎	
B-MARK	◎			
SII	◎			
BR	◎			
Other	MTBF	≥100K hrs. MIL-HDBK-217F (25°C)		
	Size(W*H*D)	130*65*25.5mm		
Remark	1. All specifications and parameters shall be measured at the input of 230VAC, rated load and ambient temperature of 25°C unless otherwise specified. 2. Ripple and noise measurement method: capacitance of 0.1uF and 47uF in parallel at the terminal and the measurement is performed under the 20MHZ bandwidth. 3. Accuracy: includes setting error, linear adjustment rate and load adjustment rate. 4. The power supply adapter is an independent component, but the final adapter still needs to be confirmed in connection with the electromagnetic compatibility of the terminal equipment.			

120W Desk-Top Power Supply Adapter

Features:

- Small low profile package
- No-load consumption<0.1W, Meet DOE VI
- Isolation level: Class II
- Protections: Short circuit/Overload/Overvoltage
- RoHS、Reach compliance
- LED indicator function optional
- Hi Anti-thunder, Hi ESD protection, Hi-Rel

Application:

- Ethernet devices
- Portable tool
- Audio, Video player
- STB, Network devices
- Charger/PD charger

Description:

The FC120A01 series model is a Desk-Top power adapter with a plastic shell design, which can effectively prevent users from electrical hazards. Its working efficiency meets the latest energy efficiency requirements. It can work safely and effectively in an ambient temperature of 0°C to 40°C. It has complete protection function and is also in line with the relevant certification of electronic information & audio and video(IEC60950、IEC60065、IEC62368). It uses 16# wire to be compatible with level 5 or 6 energy efficiency. The lightning strike meets 6KV. EMC is designed with Y-cap.



	MODEL	FC120A01-120850	FC120A01-200060	FC120A01-480250
Output	DC Voltage	12V	20V	48V
	Rated Current	8.5A	6A	2.5A
	Current Range	0 ~ 8.5A	0 ~ 6A	0 ~ 2.5A
	Rated Power	105W	120W	120W
	Ripple & Noise (max.)remark	120mVp-p	200mVp-p	500mVp-p
	Voltage regulation rage	11.4 ~ 12.6V	19.0 ~ 21.0V	45.6 ~ 50.4V
	Voltage accuracy remark 3		±5.0%	
	linear adjustment rate		±1.0%	
	Load S Stability		±3.0%	
	Start and rise time	2000ms, 80ms/230VAC 3000ms, 80ms/115VAC(Full load)		
Retention time(Typ.)	20ms/230VAC 10ms/115VAC(Full load)			
Input	Voltage range	90 ~ 264VAC(277VAC accessible, compatible with 300VAC in India hig		
	Frequency range	47 ~ 63Hz		
	Stand-by power consumption	210mW		
	Efficiency(Typ.)	88%		
	AC current(Typ.)	2.0A		
	(Typ.) Surge(Typ.) current	COLD START 60A/100Vac 100A/240Vac		
Protection	Overload	110~145% rated output power		
		Hiccup mode: output voltage<50%, recovers automatically after fault condition is removed.Constant current mode: output 50%<voltage < 100%, recovers automatically after fault condition is removed.		
	Overvoltage	18Vmax	27Vmax	63Vmax
Protection Type: Turn off the output, through the PWM control chip built-in VDD voltage clamping				

	MODEL	FC120A01-120850	FC120A01-200060	FC120A01-480250	
Environment	Working TEMP	0 ~ +40°C (45°C可正常使用)			
	Working Humidity	20 ~ 95% RH,无冷凝			
	Storage Temp.& humidity	-20 ~ +75°C, 20 ~ 95% RH,无冷凝			
	Temperature coefficient	±0.03%/°C (0 ~ 50°C)			
	Vibration resistance	10 ~ 500Hz, 1G 10分钟/周期, X, Y, Z各30分钟			
	Operating altitude	5000米			
	Withstand voltage(Hi-Pot)	I/P-O/P:3KVAC			
	Insulation resistance	I/P-O/P:100M Ohms / 500VDC / 25°C/ 70% RH			
Electromagnetic compatible	Electromagnetic compatible emission	Parameter	Standard	Test Level / Note	
		Conducted	EN55032(CISPR32), FCC Part 15B	Class B	
		Radiated	EN55032(CISPR32), FCC Part 15B	Class B	
		Harmonic Current	EN61000-3-2	Class A	
		Voltage Flicker	EN61000-3-3	-----	
	Electromagnetic compatibility immunity	EN55035, EN61000-6-2, EN61204-3			
		Parameter	Standard	Test Level /Note	
		ESD	EN61000-4-2	Level 3, 15KV air; Level 2, 8KV contact, criteria A	
		Radiated Susceptibility	EN61000-4-3	Level 3, criteria A	
		EFT/Burest	EN61000-4-4	Level 3, criteria A	
		Surge	EN61000-4-5	Level 4, 4KV/L-N, criteria A	
		Conducted	EN61000-4-6	Level 3, criteria A	
		Magnetic Field	EN61000-4-8	Level 4, criteria A	
		Voltage Dips and interruptions	EN61000-4-11	>95% dip 0.5 periods, 30% dip 25 periods, >95% interruptions 250 periods	
		Safety	安全规范		IEC/EN60950、60065、62368
Safety type “●”Indicates that it is currently certified, “◎”Indicates that the applicant meet the certification requirement but not	CB		◎	◎	◎
	CE+LVD		◎	◎	◎
	BIS		◎	◎	◎
	UL/CUL		◎	◎	◎
	GS		◎	◎	◎
	PSE		◎	◎	◎
	PSB		◎	◎	◎
	CCC		◎	◎	◎
	RCM		◎	◎	◎
	BSMI		◎	◎	◎
	IRAM		◎	◎	◎
	KC		◎	◎	◎
	SABS		◎	◎	◎
	SASO		◎	◎	◎
	EAC		◎	◎	◎
	B-MARK		◎	◎	◎
SII	◎	◎	◎		
BR	◎	◎	◎		
Other	MTBF	≥100K hrs. MIL-HDBK-217F (25°C)			
	Size(W*H*D)	138.5*68.5*25mm			
Remark	1. All specifications and parameters shall be measured at the input of 230VAC, rated load and ambient temperature of 25°C unless otherwise specified. 2. Ripple and noise measurement method: capacitance of 0.1uF and 47uF in parallel at the terminal and the measurement is performed under the 20MHZ bandwidth. 3. Accuracy: includes setting error, linear adjustment rate and load adjustment rate. 4. The power supply adapter is an independent component, but the final adapter still needs to be confirmed in connection with the electromagnetic compatibility of the terminal equipment.				

120W PD Single C Port With Wire Desk-Top

Features:

- No-load consumption < 0.1W, Meet DOE VI
- Comcasa: PD, QC, FCP, SCP
- Protection: short circuit/over current/over voltage/over temperature
- RoHS, Reach compliance

Application:

- Mobile phone
- Tablet PC/Laptops
- Digital equipment

Description:

The FC120X series model is a USB C charger with a plastic shell design, which can effectively prevent users from electrical hazards. Its efficiency meets the latest energy efficiency requirements. It can work safely and effectively at an ambient temperature of 0°C to 40°C. It has complete Protection function and compliance with electronic information & audio and video (IEC60950, IEC60065, IEC62368) related certifications, compatible with PD, QC, FCP, SCP and other protocols, enabling quick charging of mobile phones and tablet products.



Model	FC120P03	
Output	Voltage	5V/3A 9V/3A 12V/3A 15V/3A 20V/6A
	Protocol	PD3.0 / FCP / SCP / QC2.0 / QC3.0
	Rated Power	120W
	Ripple&Noise(pk-pk)	300mVp-p
	Start and Rise time	3000ms, 80ms/230VAC
Input	Voltage range	90 ~ 264VAC
	Frequency range	47 ~ 63Hz
	Standby Power Consumption	75mW
	Efficiency(Typ.)	88%
	Input current(Typ.)	1.6A max @100-240Vac
	Surge current(Typ.)	COLD START 60A/100Vac 100A/240Vac
Protection	OverLoad	140% max of rated output current Recovers automatically after fault condition is removed
	Overvoltage	27Vmax Protection Type: Turn off the output, through the PWM control chip built-in VDD voltage clamping
Environment	Operating Temperature	0~ 25°C (40°C is optional)
	Operating Humidity	20 ~ 85% RH, non-condensing
	Storage Temperature&Humidity	-20 ~ +75°C, 5 ~ 95% RH, non-condensing
	Temperature coefficient	±0.03%/°C (0~ 40°C)
	Vibration resistant	10 ~ 500Hz, 1G 10min/circle, X, Y, Z30mins for each
	Altitude	2000m
	Withstand voltage	I/P-O/P:3KVAC
Isulation resistant	I/P-O/P:100M Ohms / 500VDC / 25°C/ 70% RH	

MODEL	FC120P03			
Electromagnetic compatible	Electromagnetic compatible emission	Parameter	Standard	Test Level / Note
		Conducted	EN55032(CISPR32), FCC Part 15B	Class B
		Radiated	EN55032(CISPR32), FCC Part 15B	Class B
		Harmonic Current	EN61000-3-2	Class A
	Voltage Flicker	EN61000-3-3	-----	
	Electromagnetic compatibility immunity	EN55035, EN61000-6-2, EN61204-3		
		Parameter	Standard	Test Level /Note
		ESD	EN61000-4-2	Level 3, 15KV air; Level 2, 8KV contact, criteria A
		Radiated Susceptibility	EN61000-4-3	Level 3, criteria A
		EFT/Burest	EN61000-4-4	Level 3, criteria A
Surge		EN61000-4-5	Level 4, 4KV/L-N, criteria A	
Conducted		EN61000-4-6	Level 3, criteria A	
Magnetic Field	EN61000-4-8	Level 4, criteria A		
Voltage Dips and interruptions	EN61000-4-11	>95% dip 0.5 periods, 30% dip 25 periods, >95% interruptions 250 periods		
Safety	Safety Standards		IEC/EN60950、60065、62368	
	Safety type "●"Indicates that it is currently certified, "◎"Indicates that the applicant meet the certification requirement but not	CB	◎	
		CE+LVD	◎	
		BIS	◎	
		UL/CUL	◎	
		GS	◎	
		PSE	◎	
		PSB	◎	
		CCC	◎	
		RCM	◎	
		BSMI	◎	
		IRAM	◎	
		KC	◎	
		SABS	◎	
		SASO	◎	
EAC		◎		
B-MARK	◎			
SII	◎			
BR	◎			
Other	MTBF	≥100K hrs. MIL-HDBK-217F (25°C)		
	Size(W*H*D)	69.5*25.5*138mm		
Remark	1. All specifications and parameters shall be measured at the input of 230VAC, rated load and ambient temperature of 25°C unless otherwise specified. 2. Ripple and noise measurement method: capacitance of 0.1uF and 47uF in parallel at the terminal and the measurement is performed under the 20MHZ bandwidth. 3. Accuracy: includes setting error, linear adjustment rate and load adjustment rate. 4. The power supply adapter is an independent component, but the final adapter still needs to be confirmed in connection with the electromagnetic compatibility of the terminal equipment.			

20W USB C Charger

Features:

- Miniaturized Design: Small size and light weight
- No-load consumption<0.1W, Meet DOE VI
- Support protocols: PD, QC, FCP
- Protections: Short circuit/Overload/Overvoltage/OverTemperature
- RoHS, Reach compliance



Application:

- Mobile Phone
- Tablet
- Digital Product

Description:

The FC020X series model is a USB C charger with a plastic shell design, which can effectively prevent users from electrical hazards. Its efficiency meets the latest energy efficiency requirements. It can work safely and effectively at an ambient temperature of 0°C to 40°C. It has complete Protection function and compliance with electronic information & audio and video (IEC60950, IEC60065, IEC62368) related certifications, compatible with PD, QC, FCP and other protocols, enabling quick charging of mobile phones and tablet products.

Model		FC020P04-090022C
Output	Voltage	5V/3A 9V/2.22A 12V/1.67A
	Protocol	PD3.0 / FCP / QC2.0 / QC3.0
	Rated Power	20W
	Ripple&Noise(pk-pk)	200mVp-p
	Start and Rise time	3000ms, 80ms/230VAC
Input	Voltage range	90 ~ 264VAC
	Frequency range	47 ~ 63Hz
	Standby Power Consumption	100mW
	Efficiency(Typ.)	85%
	Input current(Typ.)	0.6A max @100-240Vac
	Surge current(Typ.)	COLD START 60A/100Vac 100A/240Vac
Protection	OverLoad	140% max of rated output current Recovers automatically after fault condition is removed
	Overvoltage	11.5Vmax Protection Type: Turn off the output, through the PWM control chip built-in VDD voltage clamping
Environment	Operating Temperature	0~ 25°C (40°C is optional)
	Operating Humidity	20 ~ 85% RH, non-condensing
	Storage Temperature&Humidity	-20 ~ +75°C, 5 ~ 95% RH, non-condensing
	Temperature coefficient	±0.03%/°C (0~ 40°C)
	Vibration resistant	10 ~ 500Hz, 1G 10min/circle, X, Y, Z30mins for each
	Altitude	2000m
	Withstande voltage	I/P-O/P:3KVAC
Isulation resistant	I/P-O/P:100M Ohms / 500VDC / 25°C/ 70% RH	

MODEL		FC020P04-090022C			
Electromagnetic compatible	Electromagnetic compatible emission	Parameter	Standard	Test Level / Note	
		Conducted	EN55032(CISPR32), FCC Part 15B	Class B	
		Radiated	EN55032(CISPR32), FCC Part 15B	Class B	
		Harmonic Current	EN61000-3-2	Class A	
	Voltage Flicker	EN61000-3-3	-----		
	Electromagnetic compatibility immunity	EN55035, EN61000-6-2, EN61204-3			
		Parameter	Standard	Test Level /Note	
		ESD	EN61000-4-2	Level 3, 15KV air; Level 2, 8KV contact, criteria A	
		Radiated Susceptibility	EN61000-4-3	Level 3, criteria A	
		EFT/Burest	EN61000-4-4	Level 3, criteria A	
Surge		EN61000-4-5	Level 4, 4KV/L-N, criteria A		
Safety	Safety Standards	IEC/EN60950, 60065, 62368			
		Safety type "●"Indicates that it is currently certified, "◎"Indicates that the applicant meet the certification requirement but not	CB	◎	
			CE+LVD	◎	
			BIS	◎	
			UL/CUL	◎	
			GS	◎	
			PSE	◎	
			PSB	◎	
			CCC	●	
			RCM	◎	
BSMI	◎				
IRAM	◎				
KC	◎				
SABS	◎				
SASO	◎				
EAC	◎				
B-MARK	◎				
SII	◎				
BR	◎				
Other	MTBF	≥100K hrs. MIL-HDBK-217F (25°C)			
	Size(W*H*D)	43*41*29mm			
Remark	1. All specifications and parameters shall be measured at the input of 230VAC, rated load and ambient temperature of 25°C unless otherwise specified. 2. Ripple and noise measurement method: capacitance of 0.1uF and 47uF in parallel at the terminal and the measurement is performed under the 20MHZ bandwidth. 3. Accuracy: includes setting error, linear adjustment rate and load adjustment rate. 4. The power supply adapter is an independent component, but the final adapter still needs to be confirmed in connection with the electromagnetic compatibility of the terminal equipment.				

Mini 20W USB C Charger

Features:

- Miniaturized Design: Small size and light weight
- No-load consumption<0.1W, Meet DOE VI
- Support protocols: PD, QC, FCP, SCP
- Protections: Short circuit/Overload/Overvoltage/OverTemperature
- RoHS, Reach compliance



Application:

- Mobile Phone
- Tablet
- Digital Product

Description:

The FC020X series model is a USB C charger with a plastic shell design, which can effectively prevent users from electrical hazards. Its efficiency meets the latest energy efficiency requirements. It can work safely and effectively at an ambient temperature of 0°C to 40°C. It has complete Protection function and compliance with electronic information & audio and video (IEC60950, IEC60065, IEC62368) related certifications, compatible with PD, QC, FCP, SCP and other protocols, enabling quick charging of mobile phones and tablet products.

Model		FC020P03-090022C
Output	Voltage	5V/3A 9V/2.22A 12V/1.67A
	Protocol	PD3.0 / FCP / SCP / QC2.0 / QC3.0
	Rated Power	20W
	Ripple&Noise(pk-pk)	200mVp-p
	Start and Rise time	3000ms, 80ms/230VAC
Input	Voltage range	90 ~ 264VAC
	Frequency range	47 ~ 63Hz
	Standby Power Consumption	100mW
	Efficiency(Typ.)	85%
	Input current(Typ.)	0.6A max @100-240Vac
	Surge current(Typ.)	COLD START 60A/100Vac 100A/240Vac
Protection	OverLoad	140% max of rated output current Recovers automatically after fault condition is removed
	Overvoltage	11.5Vmax Protection Type: Turn off the output, through the PWM control chip built-in VDD voltage clamping
Environment	Operating Temperature	0~ 25°C (40°C is optional)
	Operating Humidity	20 ~ 85% RH, non-condensing
	Storage Temperature&Humidity	-20 ~ +75°C, 5 ~ 95% RH, non-condensing
	Temperature coefficient	±0.03%/°C (0~ 40°C)
	Vibration resistant	10 ~ 500Hz, 1G 10min/circle, X, Y, Z30mins for each
	Altitude	2000m
	Withstande voltage	I/P-O/P:3KVAC
Isulation resistant	I/P-O/P:100M Ohms / 500VDC / 25°C/ 70% RH	

MODEL		FC020P03-090022C			
Electromagnetic compatible	Electromagnetic compatible emission	Parameter	Standard	Test Level / Note	
		Conducted	EN55032(CISPR32), FCC Part 15B	Class B	
		Radiated	EN55032(CISPR32), FCC Part 15B	Class B	
		Harmonic Current	EN61000-3-2	Class A	
	Electromagnetic compatibility immunity	Electromagnetic compatibility immunity	EN55035, EN61000-6-2, EN61204-3		
			Parameter	Standard	Test Level /Note
			ESD	EN61000-4-2	Level 3, 15KV air; Level 2, 8KV contact, criteria A
			Radiated Susceptibility	EN61000-4-3	Level 3, criteria A
			EFT/Burest	EN61000-4-4	Level 3, criteria A
			Surge	EN61000-4-5	Level 4, 4KV/L-N, criteria A
			Conducted	EN61000-4-6	Level 3, criteria A
			Magnetic Field	EN61000-4-8	Level 4, criteria A
			Voltage Dips and interruptions	EN61000-4-11	>95% dip 0.5 periods, 30% dip 25 periods, >95% interruptions 250 periods
			Safety	Safety Standards	
Safety type "●"Indicates that it is currently certified, "◎"Indicates that the applicant meet the certification requirement but not	CB	◎			
	CE+LVD	◎			
	BIS	◎			
	UL/CUL	◎			
	GS	◎			
	PSE	◎			
	PSB	◎			
	CCC	●			
	RCM	◎			
	BSMI	◎			
	IRAM	◎			
	KC	◎			
	SABS	◎			
SASO	◎				
EAC	◎				
B-MARK	◎				
SII	◎				
BR	◎				
Other	MTBF	≥100K hrs. MIL-HDBK-217F (25°C)			
	Size(W*H*D)	28*28*30.5mm			
Remark	1. All specifications and parameters shall be measured at the input of 230VAC, rated load and ambient temperature of 25°C unless otherwise specified. 2. Ripple and noise measurement method: capacitance of 0.1uF and 47uF in parallel at the terminal and the measurement is performed under the 20MHZ bandwidth. 3. Accuracy: includes setting error, linear adjustment rate and load adjustment rate. 4. The power supply adapter is an independent component, but the final adapter still needs to be confirmed in connection with the electromagnetic compatibility of the terminal equipment.				

Specie 20W USB C Charger

Features:

- Miniaturized Design: Small size and light weight
- No-load consumption<0.1W, Meet DOE VI
- Support protocols: PD, QC, FCP, SCP
- Protections: Short circuit/Overload/Overvoltage/OverTemperature
- RoHS, Reach compliance



Application:

- Mobile Phone
- Tablet
- Digital Product

Description:

The FC020X series model is a USB C charger with a plastic shell design, which can effectively prevent users from electrical hazards. Its efficiency meets the latest energy efficiency requirements. It can work safely and effectively at an ambient temperature of 0°C to 40°C. It has complete Protection function and compliance with electronic information & audio and video (IEC60950, IEC60065, IEC62368) related certifications, compatible with PD, QC, FCP, SCP and other protocols, enabling quick charging of mobile phones and tablet products.

Model	FC020P08	
Output	Voltage	5V/3A 9V/2.22A 12V/1.67A
	Protocol	PD3.0 / FCP / SCP / QC2.0 / QC3.0
	Rated Power	20W
	Ripple&Noise(pk-pk)	200mVp-p
	Start and Rise time	3000ms, 80ms/230VAC
Input	Voltage range	90 ~ 264VAC
	Frequency range	47 ~ 63Hz
	Standby Power Consumption	100mW
	Efficiency(Typ.)	86.95%
	Input current(Typ.)	0.6A max @100-240Vac
	Surge current(Typ.)	COLD START 60A/100Vac 100A/240Vac
Protection	OverLoad	140% max of rated output current Recovers automatically after fault condition is removed
	Overvoltage	11.5Vmax Protection Type: Turn off the output, through the PWM control chip built-in VDD voltage clamping
Environment	Operating Temperature	0~ 25°C (40°C is optional)
	Operating Humidity	20 ~ 85% RH, non-condensing
	Storage Temperature&Humidity	-20 ~ +75°C, 5 ~ 95% RH, non-condensing
	Temperature coefficient	±0.03%/°C (0~ 40°C)
	Vibration resistant	10 ~ 500Hz, 1G 10min/circle, X, Y, Z30mins for each
	Altitude	2000m
	Withstande voltage	I/P-O/P:3KVAC
Isulation resistant	I/P-O/P:100M Ohms / 500VDC / 25°C/ 70% RH	

MODEL	FC020P08				
Electromagnetic compatible	Electromagnetic compatible emission	Parameter	Standard	Test Level / Note	
		Conducted	EN55032(CISPR32), FCC Part 15B	Class B	
		Radiated	EN55032(CISPR32), FCC Part 15B	Class B	
		Harmonic Current	EN61000-3-2	Class A	
	Voltage Flicker	EN61000-3-3	-----		
	Electromagnetic compatibility immunity	EN55035, EN61000-6-2, EN61204-3			
		Parameter	Standard	Test Level /Note	
		ESD	EN61000-4-2	Level 3, 15KV air; Level 2, 8KV contact, criteria A	
		Radiated Susceptibility	EN61000-4-3	Level 3, criteria A	
		EFT/Burest	EN61000-4-4	Level 3, criteria A	
Surge		EN61000-4-5	Level 4, 4KV/L-N, criteria A		
Safety	Safety Standards	IEC/EN60950、60065、62368			
		Safety type "●"Indicates that it is currently certified, "◎"Indicates that the applicant meet the certification requirement but not	Conducted	EN61000-4-6	Level 3, criteria A
			Magnetic Field	EN61000-4-8	Level 4, criteria A
			Voltage Dips and interruptions	EN61000-4-11	>95% dip 0.5 periods, 30% dip 25 periods, >95% interruptions 250 periods
			CB	●	
CE+LVD			◎		
BIS			◎		
UL/CUL			◎		
GS			◎		
PSE			◎		
PSB			◎		
CCC			●		
RCM			◎		
BSMI			◎		
IRAM			◎		
KC	◎				
SABS	◎				
SASO	◎				
EAC	◎				
B-MARK	◎				
SII	◎				
BR	◎				
Other	MTBF	≥100K hrs. MIL-HDBK-217F (25°C)			
	Size(D*H)	34.2*31.2mm			
Remark	1. All specifications and parameters shall be measured at the input of 230VAC, rated load and ambient temperature of 25°C unless otherwise specified. 2. Ripple and noise measurement method: capacitance of 0.1uF and 47uF in parallel at the terminal and the measurement is performed under the 20MHZ bandwidth. 3. Accuracy: includes setting error, linear adjustment rate and load adjustment rate. 4. The power supply adapter is an independent component, but the final adapter still needs to be confirmed in connection with the electromagnetic compatibility of the terminal equipment.				

30W USB C Charger

Features:

- Miniaturized Design: Small size and light weight
- No-load consumption<0.1W, Meet DOE VI
- Support protocols: PD, QC, FCP, SCP
- Protections: Short circuit/Overload/Overvoltage/OverTemperature
- RoHS, Reach compliance



Application:

- Mobile Phone
- Tablet, NoteBook
- Digital Product

Description:

The FC030X series model is a USB C charger with a plastic shell design, which can effectively prevent users from electrical hazards. Its efficiency meets the latest energy efficiency requirements. It can work safely and effectively at an ambient temperature of 0°C to 40°C. It has complete Protection function and compliance with electronic information & audio and video (IEC60950, IEC60065, IEC62368) related certifications, compatible with PD, QC, FCP, SCP and other protocols, enabling quick charging of mobile phones and tablet products.

Model	FC030P01-200015J	
Output	Voltage	5V/3A 9V/3A 12V/2.5A 15V/2A 20V/1.5A
	Protocol	PD3.0 / FCP / SCP / QC2.0 / QC3.0
	Rated Power	30W
	Ripple&Noise(pk-pk)	200mVp-p
	Start and Rise time	3000ms, 80ms/230VAC
Input	Voltage range	90 ~ 264VAC
	Frequency range	47 ~ 63Hz
	Standby Power Consumption	100mW
	Efficiency(Typ.)	86.95%
	Input current(Typ.)	0.6A max @100~240Vac
	Surge current(Typ.)	COLD START 60A/100Vac 100A/240Vac
Protection	OverLoad	140% max of rated output current Recovers automatically after fault condition is removed
	Overvoltage	11.5Vmax Protection Type: Turn off the output, through the PWM control chip built-in VDD voltage clamping
Environment	Operating Temperature	0~ 25°C (40°C is optional)
	Operating Humidity	20 ~ 85% RH, non-condensing
	Storage Temperature&Humidity	-20 ~ +75°C, 5 ~ 95% RH, non-condensing
	Temperature coefficient	±0.03%/°C (0~ 40°C)
	Vibration resistant	10 ~ 500Hz, 1G 10min/circle, X, Y, Z30mins for each
	Altitude	2000m
	Withstande voltage	I/P-O/P:3KVAC
Isulation resistant	I/P-O/P:100M Ohms / 500VDC / 25°C/ 70% RH	

MODEL	FC030P01-200015J			
Electromagnetic compatible	Electromagnetic compatible emission	Parameter	Standard	Test Level / Note
		Conducted	EN55032(CISPR32), FCC Part 15B	Class B
		Radiated	EN55032(CISPR32), FCC Part 15B	Class B
		Harmonic Current	EN61000-3-2	Class A
	Voltage Flicker	EN61000-3-3	-----	
	Electromagnetic compatibility immunity	EN55035, EN61000-6-2, EN61204-3		
		Parameter	Standard	Test Level /Note
		ESD	EN61000-4-2	Level 3, 15KV air; Level 2, 8KV contact, criteria A
		Radiated Susceptibility	EN61000-4-3	Level 3, criteria A
		EFT/Burest	EN61000-4-4	Level 3, criteria A
Surge		EN61000-4-5	Level 4, 4KV/L-N, criteria A	
Conducted		EN61000-4-6	Level 3, criteria A	
Magnetic Field	EN61000-4-8	Level 4, criteria A		
Voltage Dips and interruptions	EN61000-4-11	>95% dip 0.5 periods, 30% dip 25 periods, >95% interruptions 250 periods		
Safety	Safety Standards		IEC/EN60950、60065、62368	
	Safety type “●”Indicates that it is currently certified, “◎”Indicates that the applicant meet the certification requirement but not	CB	◎	
		CE+LVD	◎	
		BIS	◎	
		UL/CUL	◎	
		GS	◎	
		PSE	◎	
		PSB	◎	
		CCC	◎	
		RCM	◎	
		BSMI	◎	
		IRAM	◎	
		KC	◎	
		SABS	◎	
		SASO	◎	
EAC		◎		
B-MARK	◎			
SII	◎			
BR	◎			
Other	MTBF	≥100K hrs. MIL-HDBK-217F (25°C)		
	Size(W*H*D)	28*42.5*63.5mm		
Remark	1. All specifications and parameters shall be measured at the input of 230VAC, rated load and ambient temperature of 25°C unless otherwise specified. 2. Ripple and noise measurement method: capacitance of 0.1uF and 47uF in parallel at the terminal and the measurement is performed under the 20MHZ bandwidth. 3. Accuracy: includes setting error, linear adjustment rate and load adjustment rate. 4. The power supply adapter is an independent component, but the final adapter still needs to be confirmed in connection with the electromagnetic compatibility of the terminal equipment.			

45W USB C Charger

Features:

- Miniaturized Design: Small size and light weight
- No-load consumption<0.1W, Meet DOE VI
- Support protocols: PD,PPS,QC,FCP,SCP
- Protections: Short circuit/Overload/Overvoltage/OverTemperature
- RoHS、Reach compliance

Application:

- Mobile Phone
- Tablet、NoteBook
- Digital Product

Description:

The FC045X series model is a USB C charger with a plastic shell design, which can effectively prevent users from electrical hazards. Its efficiency meets the latest energy efficiency requirements. It can work safely and effectively at an ambient temperature of 0°C to 40°C. It has complete Protection function and compliance with electronic information & audio and video (IEC60950, IEC60065, IEC62368) related certifications, compatible with PD,PPS,QC,FCP,SCP and other protocols, enabling quick charging of mobile phones and tablet products.



Model		FC045P03-200023J
Output	Voltage	5V/3A 9V/3A 12V/3A 15V/3A 20V/2.25A
	Protocol	PD3.0 / PPS / FCP / SCP / QC2.0 / QC3.0
	Rated Power	45W
	Ripple&Noise(pk-pk)	200mVp-p
	Start and Rise time	3000ms, 80ms/230VAC
Input	Voltage range	90 ~ 264VAC
	Frequency range	47 ~ 63Hz
	Standby Power Consumption	100mW
	Efficiency(Typ.)	87.73%
	Input current(Typ.)	1.6A max @100~240Vac
	Surge current(Typ.)	COLD START 60A/100Vac 100A/240Vac
Protection	OverLoad	140% max of rated output current Recovers automatically after fault condition is removed
	Overvoltage	27Vmax Protection Type: Turn off the output, through the PWM control chip built-in VDD voltage clamping
Environment	Operating Temperature	0~ 25°C (40°C is optional)
	Operating Humidity	20 ~ 85% RH, non-condensing
	Storage Temperature&Humidity	-20 ~ +75°C, 5 ~ 95% RH, non-condensing
	Temperature coefficient	±0.03%/°C (0~ 40°C)
	Vibration resistant	10 ~ 500Hz, 1G 10min/circle, X, Y, Z30mins for each
	Altitude	2000m
	Withstande voltage	I/P-O/P:3KVAC
Isulation resistant	I/P-O/P:100M Ohms / 500VDC / 25°C/ 70% RH	

型号		FC045P03-200023J			
电磁兼容	电磁兼容发射	Parameter	Standard	Test Level / Note	
		Conducted	EN55032(CISPR32), FCC Part 15B	Class B	
		Radiated	EN55032(CISPR32), FCC Part 15B	Class B	
		Harmonic Current	EN61000-3-2	Class A	
	Voltage Flicker	EN61000-3-3	-----		
	电磁兼容抗扰度	EN55035, EN61000-6-2, EN61204-3			
		Parameter	Standard	Test Level /Note	
		ESD	EN61000-4-2	Level 3, 15KV air; Level 2, 8KV contact, criteria A	
		Radiated Susceptibility	EN61000-4-3	Level 3, criteria A	
		EFT/Burest	EN61000-4-4	Level 3, criteria A	
Surge		EN61000-4-5	Level 4, 4KV/L-N, criteria A		
安规	安规类型 (“●”表示已有认证, “◎”表示符合但未取申请的认证)	安全规范			
		IEC/EN60950、60065、62368			
		CB	◎		
		CE+LVD	◎		
		BIS	◎		
		UL/CUL	◎		
		GS	◎		
		PSE	◎		
		PSB	◎		
		CCC	◎		
RCM	◎				
BSMI	◎				
IRAM	◎				
KC	◎				
SABS	◎				
SASO	◎				
EAC	◎				
B-MARK	◎				
SII	◎				
BR	◎				
其他	MTBF	≥100K hrs. MIL-HDBK-217F (25°C)			
	尺寸(W*H*D)	28*42.5*63.5mm			
备注	1. 如未特别说明, 所有规格参数均在输入为230VAC、额定负载、25°C环境温度下进行量测。 2. 纹波和噪声测量方法: 终端并联0.1uf和47uf的电容, 在20MHZ带宽下进行量测。 3. 精度: 包含设定误差、线性调整率和负载调整率。 4. 电源被视为是一个独立的元件, 但最终电源仍需结合终端设备进行电磁兼容相关确认。				

65W(GaN) USB C Charger

Features:

- Miniaturized Design: Small size and light weight
- No-load consumption<0.1W, Meet DOE VI
- Support protocols: PD,PPS,QC,FCP,SCP
- Protections: Short circuit/Overload/Overvoltage/OverTemperature
- RoHS、Reach compliance

Application:

- Mobile Phone
- Tablet、NoteBook
- Digital Product

Description:

The FC065X series model is a USB C charger with a plastic shell design, which can effectively prevent users from electrical hazards. Its efficiency meets the latest energy efficiency requirements. It can work safely and effectively at an ambient temperature of 0°C to 40°C. It has complete Protection function and compliance with electronic information & audio and video (IEC60950, IEC60065, IEC62368) related certifications, compatible with PD,PPS,QC,FCP,SCP and other protocols, enabling quick charging of mobile phones and tablet products.



Model		FC065P02-200033C2
Output	Voltage	Type-C Output: 5V/3A 9V/3A 12V/3A 15V/3A 20V/3.25A Type-A Output: 5V/3A 9V/2A 12V/1.5A
	Protocol	PD3.0 / PPS / FCP / SCP / QC2.0 / QC3.0
	Rated Power	65W
	Ripple&Noise(pk-pk)	200mVp-p
	Start and Rise time	3000ms, 80ms/230VAC
Input	Voltage range	90 ~ 264VAC
	Frequency range	47 ~ 63Hz
	Standby Power Consumption	75mW
	Efficiency(Typ.)	88%
	Input current(Typ.)	1.8 A max @100-240Vac
	Surge current(Typ.)	COLD START 60A/100Vac 100A/240Vac
Protection	OverLoad	140% max of rated output current Recovers automatically after fault condition is removed
	Overvoltage	27Vmax Protection Type: Turn off the output, through the PWM control chip built-in VDD voltage clamping
Environment	Operating Temperature	0~ 25°C (40°C is optional)
	Operating Humidity	20 ~ 85% RH, non-condensing
	Storage Temperature&Humidity	-20 ~ +75°C, 5 ~ 95% RH, non-condensing
	Temperature coefficient	±0.03%/°C (0~ 40°C)
	Vibration resistant	10 ~ 500Hz, 1G 10min/circle, X, Y, Z30mins for each
	Altitude	2000m
	Withstande voltage	I/P-O/P:3KVAC
Isulation resistant	I/P-O/P:100M Ohms / 500VDC / 25°C/ 70% RH	

MODEL		FC065P02-200033C2			
Electromagnetic compatible	Electromagnetic compatible emission	Parameter	Standard	Test Level / Note	
		Conducted	EN55032(CISPR32), FCC Part 15B	Class B	
		Radiated	EN55032(CISPR32), FCC Part 15B	Class B	
		Harmonic Current	EN61000-3-2	Class A	
	Voltage Flicker	EN61000-3-3	-----		
	Electromagnetic compatibility immunity	EN55035, EN61000-6-2, EN61204-3			
		Parameter	Standard	Test Level /Note	
		ESD	EN61000-4-2	Level 3, 15KV air; Level 2, 8KV contact, criteria A	
		Radiated Susceptibility	EN61000-4-3	Level 3, criteria A	
		EFT/Burest	EN61000-4-4	Level 3, criteria A	
Surge		EN61000-4-5	Level 4, 4KV/L-N, criteria A		
Safety	Safety type "●"Indicates that it is currently certified, "◎"Indicates that the applicant meet the certification requirement but not	Safety Standards			
		IEC/EN60950、60065、62368			
		CB	◎		
		CE+LVD	◎		
		BIS	◎		
		UL/CUL	◎		
		GS	◎		
		PSE	◎		
		PSB	◎		
		CCC	◎		
RCM	◎				
BSMI	◎				
IRAM	◎				
KC	◎				
SABS	◎				
SASO	◎				
EAC	◎				
B-MARK	◎				
SII	◎				
BR	◎				
Other	MTBF	≥100K hrs. MIL-HDBK-217F (25°C)			
	Size(W*H*D)	29*65*46.2mm			
Remark	1. All specifications and parameters shall be measured at the input of 230VAC, rated load and ambient temperature of 25°C unless otherwise specified. 2. Ripple and noise measurement method: capacitance of 0.1uF and 47uF in parallel at the terminal and the measurement is performed under the 20MHZ bandwidth. 3. Accuracy: includes setting error, linear adjustment rate and load adjustment rate. 4. The power supply adapter is an independent component, but the final adapter still needs to be confirmed in connection with the electromagnetic compatibility of the terminal equipment.				

65W Single C PD Charger

Features:

- Miniaturized Design: Small size and light weight
- No-load consumption<0.1W, Meet DOE VI
- Support protocols: PD,PPS,QC,FCP,SCP
- Protections: Short circuit/Overload/Overvoltage/OverTemperature
- RoHS、Reach compliance

Application:

- Mobile Phone
- Tablet、NoteBook
- Digital Product

Description:

The FC065X series model is a USB C charger with a plastic shell design, which can effectively prevent users from electrical hazards. Its efficiency meets the latest energy efficiency requirements. It can work safely and effectively at an ambient temperature of 0°C to 40°C. It has complete Protection function and compliance with electronic information & audio and video (IEC60950, IEC60065, IEC62368) related certifications, compatible with PD,PPS,QC,FCP,SCP and other protocols, enabling quick charging of mobile phones and tablet products.



Model		FC065P02-200033C
Output	Voltage	5V/3A 9V/3A 12V/3A 15V/3A 20V/3.25A
	Protocol	PD3.0 / FCP / SCP / QC2.0 / QC3.0
	Rated Power	65W
	Ripple&Noise(pk-pk)	300mVp-p
	Start and Rise time	3000ms, 80ms/230VAC
Input	Voltage range	90 ~ 264VAC
	Frequency range	47 ~ 63Hz
	Standby Power Consumption	75mW
	Efficiency(Typ.)	88%
	Input current(Typ.)	1.8A max @100-240Vac
	Surge current(Typ.)	COLD START 60A/100Vac 100A/240Vac
Protection	OverLoad	140% max of rated output current Recovers automatically after fault condition is removed
	Overvoltage	11.5Vmax Protection Type: Turn off the output, through the PWM control chip built-in VDD voltage clamping
Environment	Operating Temperature	0~ 25°C (40°C is optional)
	Operating Humidity	20 ~ 85% RH, non-condensing
	Storage Temperature&Humidity	-20 ~ +75°C, 5 ~ 95% RH, non-condensing
	Temperature coefficient	±0.03%/°C (0~ 40°C)
	Vibration resistant	10 ~ 500Hz, 1G 10min/circle, X, Y, Z30mins for each
	Altitude	2000m
	Withstande voltage	I/P-O/P:3KVAC
Isulation resistant	I/P-O/P:100M Ohms / 500VDC / 25°C/ 70% RH	

MODEL		FC065P02-200033C			
Electromagnetic compatible	Electromagnetic compatible emission	Parameter	Standard	Test Level / Note	
		Conducted	EN55032(CISPR32), FCC Part 15B	Class B	
		Radiated	EN55032(CISPR32), FCC Part 15B	Class B	
		Harmonic Current	EN61000-3-2	Class A	
	Voltage Flicker	EN61000-3-3	-----		
	Electromagnetic compatibility immunity	EN55035, EN61000-6-2, EN61204-3			
		Parameter	Standard	Test Level /Note	
		ESD	EN61000-4-2	Level 3, 15KV air; Level 2, 8KV contact, criteria A	
		Radiated Susceptibility	EN61000-4-3	Level 3, criteria A	
		EFT/Burest	EN61000-4-4	Level 3, criteria A	
Surge		EN61000-4-5	Level 4, 4KV/L-N, criteria A		
Conducted		EN61000-4-6	Level 3, criteria A		
Safety	Safety type "●"Indicates that it is currently certified, "◎"Indicates that the applicant meet the certification requirement but not	Safety Standards			
		IEC/EN60950、60065、62368			
		CB	◎		
		CE+LVD	◎		
		BIS	◎		
		UL/CUL	◎		
		GS	◎		
		PSE	◎		
		PSB	◎		
		CCC	◎		
RCM	◎				
BSMI	◎				
IRAM	◎				
KC	◎				
SABS	◎				
SASO	◎				
EAC	◎				
B-MARK	◎				
SII	◎				
BR	◎				
Other	MTBF	≥100K hrs. MIL-HDBK-217F (25°C)			
	Size(W*H*D)	30.8*30.8*53mm			
Remark	1. All specifications and parameters shall be measured at the input of 230VAC, rated load and ambient temperature of 25°C unless otherwise specified. 2. Ripple and noise measurement method: capacitance of 0.1uF and 47uF in parallel at the terminal and the measurement is performed under the 20MHZ bandwidth. 3. Accuracy: includes setting error, linear adjustment rate and load adjustment rate. 4. The power supply adapter is an independent component, but the final adapter still needs to be confirmed in connection with the electromagnetic compatibility of the terminal equipment.				

30W A+C Car Charger

Features:

- No-load consumption<0.1W, Meet DOE VI
- Support protocols: PD,PPS,QC,FCP,SCP
- Protections: Short circuit/Overload/Overvoltage/OverTemperature
- RoHS、Reach compliance

Application:

- Mobile Phone
- Tablet、NoteBook
- Digital Product

Description:

The FC030X series model is a USB C charger with a plastic shell design, which can effectively prevent users from electrical hazards. Its efficiency meets the latest energy efficiency requirements. It can work safely and effectively at an ambient temperature of 0°C to 40°C. It has complete Protection function and compliance with electronic information & audio and video (IEC60950, IEC60065, IEC62368) related certifications, compatible with PD,PPS,QC,FCP,SCP and other protocols, Output interface C+A, enabling quick charging of mobile phones and tablet products.



Model	FC030C01-120025W2	
Output	Voltage	Type-C Output: 5V/3A 9V/3A 12V/2.5A Type-A Output: 5V/3A 9V/2A 12V/1.5A Type-C + Type-A Output: 5V/2A + 5V/2A
	Protocol	PD3.0 / PPS / FCP / SCP / QC2.0 / QC3.0
	Rated Power	30W
	Ripple&Noise(pk-pk)	200mVp-p
	Start and Rise time	3000ms, 80ms/230VAC
Input	Voltage range	90 ~ 264VAC
	Frequency range	47 ~ 63Hz
	Standby Power Consumption	75mW
	Efficiency(Typ.)	88%
	Input current(Typ.)	1.6A max @100~240Vac
	Surge current(Typ.)	COLD START 60A/100Vac 100A/240Vac
Protection	OverLoad	140% max of rated output current Recovers automatically after fault condition is removed
	Overvoltage	27Vmax Protection Type: Turn off the output, through the PWM control chip built-in VDD voltage clamping
	Operating Temperature	0~ 25°C (40°C is optional)
Environment	Operating Humidity	20 ~ 85% RH, non-condensing
	Storage Temperature&Humidity	-20 ~ +75°C, 5 ~ 95% RH, non-condensing
	Temperature coefficient	±0.03%/°C (0~ 40°C)
	Vibration resistant	10 ~ 500Hz, 1G 10min/circle, X, Y, Z30mins for each
	Altitude	2000m
	Withstande voltage	I/P-O/P:3KVAC
	Isulation resistant	I/P-O/P:100M Ohms / 500VDC / 25°C/ 70% RH

MODEL	FC030C01-120025W2				
Electromagnetic compatible	Electromagnetic compatible emission	Parameter	Standard	Test Level / Note	
		Conducted	EN55032(CISPR32), FCC Part 15B	Class B	
		Radiated	EN55032(CISPR32), FCC Part 15B	Class B	
		Harmonic Current	EN61000-3-2	Class A	
	Voltage Flicker	EN61000-3-3	-----		
	Electromagnetic compatibility immunity	EN55035, EN61000-6-2, EN61204-3			
		Parameter	Standard	Test Level /Note	
		ESD	EN61000-4-2	Level 3, 15KV air; Level 2, 8KV contact, criteria A	
		Radiated Susceptibility	EN61000-4-3	Level 3, criteria A	
		EFT/Burest	EN61000-4-4	Level 3, criteria A	
Surge		EN61000-4-5	Level 4, 4KV/L-N, criteria A		
Safety	Safety Standards	IEC/EN60950、60065、62368			
		Safety type “●”Indicates that it is currently certified, “◎”Indicates that the applicant meet the certification requirement but not	CB	◎	
			CE+LVD	◎	
			BIS	◎	
			UL/CUL	◎	
			GS	◎	
			PSE	◎	
			PSB	◎	
			CCC	◎	
			RCM	◎	
BSMI	◎				
IRAM	◎				
KC	◎				
SABS	◎				
SASO	◎				
EAC	◎				
B-MARK	◎				
SII	◎				
BR	◎				
Other	MTBF	≥100K hrs. MIL-HDBK-217F (25°C)			
	Size(W*H)	20.7*39.8mm			
Remark	1. All specifications and parameters shall be measured at the input of 230VAC, rated load and ambient temperature of 25°C unless otherwise specified. 2. Ripple and noise measurement method: capacitance of 0.1uF and 47uF in parallel at the terminal and the measurement is performed under the 20MHZ bandwidth. 3. Accuracy: includes setting error, linear adjustment rate and load adjustment rate. 4. The power supply adapter is an independent component, but the final adapter still needs to be confirmed in connection with the electromagnetic compatibility of the terminal equipment.				

45W A+C Car Charger

Features:

- No-load consumption < 0.1W, Meet DOE VI
- Support protocols: PD, PPS, QC, FCP, SCP
- Protections: Short circuit/Overload/Overvoltage/OverTemperature
- RoHS, Reach compliance

Application:

- Mobile Phone
- Tablet, Notebook
- Digital Product

Description:

The FC045X series model is a USB C charger with a plastic shell design, which can effectively prevent users from electrical hazards. Its efficiency meets the latest energy efficiency requirements. It can work safely and effectively at an ambient temperature of 0°C to 40°C. It has complete Protection function and compliance with electronic information & audio and video (IEC60950, IEC60065, IEC62368) related certifications, compatible with PD, PPS, QC, FCP, SCP and other protocols, Output interface C+A, enabling quick charging of mobile phones and tablet products.



Model	FC045C01-200023W2	
Output	Voltage	Type-C Output: 5V/3A 9V/3A 12V/3A 15V/3A 20V/2.25A Type-A Output: 5V/3A 9V/2A 12V/1.5A Type-C + Type-A Output: Type-C 30W Type-A 15W
	Protocol	PD3.0 / PPS / FCP / SCP / QC2.0 / QC3.0
	Rated Power	45W
	Ripple&Noise(pk-pk)	200mVp-p
	Start and Rise time	3000ms, 80ms/230VAC
Input	Voltage range	90 ~ 264VAC
	Frequency range	47 ~ 63Hz
	Standby Power Consumption	75mW
	Efficiency(Typ.)	88%
	Input current(Typ.)	1.6A max @100~240Vac
	Surge current(Typ.)	COLD START 60A/100Vac 100A/240Vac
Protection	OverLoad	140% max of rated output current Recovers automatically after fault condition is removed
	Overvoltage	27Vmax Protection Type: Turn off the output, through the PWM control chip built-in VDD voltage clamping
Environment	Operating Temperature	0~ 25°C (40°C is optional)
	Operating Humidity	20 ~ 85% RH, non-condensing
	Storage Temperature&Humidity	-20 ~ +75°C, 5 ~ 95% RH, non-condensing
	Temperature coefficient	±0.03%/°C (0~ 40°C)
	Vibration resistant	10 ~ 500Hz, 1G 10min/circle, X, Y, Z30mins for each
	Altitude	2000m
	Withstand voltage	I/P-O/P:3KVAC
Isulation resistant	I/P-O/P:100M Ohms / 500VDC / 25°C/ 70% RH	

MODEL	FC045C01-200023W2				
Electromagnetic compatible	Electromagnetic compatible emission	Parameter	Standard	Test Level / Note	
		Conducted	EN55032(CISPR32), FCC Part 15B	Class B	
		Radiated	EN55032(CISPR32), FCC Part 15B	Class B	
		Harmonic Current	EN61000-3-2	Class A	
	Voltage Flicker	EN61000-3-3	-----		
	Electromagnetic compatibility immunity	EN55035, EN61000-6-2, EN61204-3			
		Parameter	Standard	Test Level /Note	
		ESD	EN61000-4-2	Level 3, 15KV air; Level 2, 8KV contact, criteria A	
		Radiated Susceptibility	EN61000-4-3	Level 3, criteria A	
		EFT/Burest	EN61000-4-4	Level 3, criteria A	
Surge		EN61000-4-5	Level 4, 4KV/L-N, criteria A		
Safety	Safety Standards	IEC/EN60950, 60065, 62368			
		Safety type "●"Indicates that it is currently certified, "◎"Indicates that the applicant meet the certification requirement but not	CB	◎	
			CE+LVD	◎	
			BIS	◎	
			UL/CUL	◎	
			GS	◎	
			PSE	◎	
			PSB	◎	
			CCC	◎	
			RCM	◎	
BSMI	◎				
IRAM	◎				
KC	◎				
SABS	◎				
SASO	◎				
EAC	◎				
B-MARK	◎				
SII	◎				
BR	◎				
Other	MTBF	≥100K hrs. MIL-HDBK-217F (25°C)			
	Size(W*H)	28.4*61.5mm			
Remark	1. All specifications and parameters shall be measured at the input of 230VAC, rated load and ambient temperature of 25°C unless otherwise specified. 2. Ripple and noise measurement method: capacitance of 0.1uF and 47uF in parallel at the terminal and the measurement is performed under the 20MHZ bandwidth. 3. Accuracy: includes setting error, linear adjustment rate and load adjustment rate. 4. The power supply adapter is an independent component, but the final adapter still needs to be confirmed in connection with the electromagnetic compatibility of the terminal equipment.				

65W A+C 车充

Features:

- No-load consumption<0.1W, Meet DOE VI
- Support protocols: PD,PPS,QC,FCP,SCP
- Protections: Short circuit/Overload/Overvoltage/OverTemperature
- RoHS、Reach compliance

Application:

- Mobile Phone
- Tablet、NoteBook
- Digital Product

Description:

The FC065X series model is a USB C charger with a plastic shell design, which can effectively prevent users from electrical hazards. Its efficiency meets the latest energy efficiency requirements. It can work safely and effectively at an ambient temperature of 0°C to 40°C. It has complete Protection function and compliance with electronic information & audio and video (IEC60950, IEC60065, IEC62368) related certifications, compatible with PD,PPS,QC,FCP,SCP and other protocols, Output interface C+A, enabling quick charging of mobile phones and tablet products.



Model		FC065C01-200033W2
Output	Voltage	Type-C Output: 5V/3A 9V/3A 12V/3A 15V/3A 20V/3.25A Type-A Output: 5V/3A 9V/2A 12V/1.5A Type-C + Type-A Output: Type-C 45W Type-A 18W
	Protocol	PD3.0 / PPS / FCP / SCP / QC2.0 / QC3.0
	Rated Power	60W
	Ripple&Noise(pk-pk)	200mVp-p
	Start and Rise time	3000ms, 80ms/230VAC
Input	Voltage range	90 ~ 264VAC
	Frequency range	47 ~ 63Hz
	Standby Power Consumption	75mW
	Efficiency(Typ.)	88%
	Input current(Typ.)	1.6A max @100~240Vac
	Surge current(Typ.)	COLD START 60A/100Vac 100A/240Vac
Protection	OverLoad	140% max of rated output current Recovers automatically after fault condition is removed
	Overvoltage	27Vmax Protection Type: Turn off the output, through the PWM control chip built-in VDD voltage clamping
Environment	Operating Temperature	0~ 25°C (40°C is optional)
	Operating Humidity	20 ~ 85% RH, non-condensing
	Storage Temperature&Humidity	-20 ~ +75°C, 5 ~ 95% RH, non-condensing
	Temperature coefficient	±0.03%/°C (0~ 40°C)
	Vibration resistant	10 ~ 500Hz, 1G 10min/circle, X, Y, Z30mins for each
	Altitude	2000m
	Withstande voltage	I/P-O/P:3KVAC
Isulation resistant	I/P-O/P:100M Ohms / 500VDC / 25°C/ 70% RH	

MODEL		FC065C01-200033W2			
Electromagnetic compatible	Electromagnetic compatible emission	Parameter	Standard	Test Level / Note	
		Conducted	EN55032(CISPR32), FCC Part 15B	Class B	
		Radiated	EN55032(CISPR32), FCC Part 15B	Class B	
		Harmonic Current	EN61000-3-2	Class A	
	Voltage Flicker	EN61000-3-3	-----		
	Electromagnetic compatibility immunity	EN55035, EN61000-6-2, EN61204-3			
		Parameter	Standard	Test Level /Note	
		ESD	EN61000-4-2	Level 3, 15KV air; Level 2, 8KV contact, criteria A	
		Radiated Susceptibility	EN61000-4-3	Level 3, criteria A	
		EFT/Burest	EN61000-4-4	Level 3, criteria A	
Surge		EN61000-4-5	Level 4, 4KV/L-N, criteria A		
Conducted		EN61000-4-6	Level 3, criteria A		
Magnetic Field	EN61000-4-8	Level 4, criteria A			
Voltage Dips and interruptions	EN61000-4-11	>95% dip 0.5 periods, 30% dip 25 periods, >95% interruptions 250 periods			
Safety	Safety Standards		IEC/EN60950、60065、62368		
	Safety type “●”Indicates that it is currently certified, “◎”Indicates that the applicant meet the certification requirement but not	CB	◎		
		CE+LVD	◎		
		BIS	◎		
		UL/CUL	◎		
		GS	◎		
		PSE	◎		
		PSB	◎		
		CCC	◎		
		RCM	◎		
		BSMI	◎		
		IRAM	◎		
		KC	◎		
		SABS	◎		
		SASO	◎		
EAC		◎			
B-MARK	◎				
SII	◎				
BR	◎				
Other	MTBF	≥100K hrs. MIL-HDBK-217F (25°C)			
	Size(W*H)	28.4*61.5mm			
Remark	1. All specifications and parameters shall be measured at the input of 230VAC, rated load and ambient temperature of 25°C unless otherwise specified. 2. Ripple and noise measurement method: capacitance of 0.1uF and 47uF in parallel at the terminal and the measurement is performed under the 20MHZ bandwidth. 3. Accuracy: includes setting error, linear adjustment rate and load adjustment rate. 4. The power supply adapter is an independent component, but the final adapter still needs to be confirmed in connection with the electromagnetic compatibility of the terminal equipment.				